

CAB

UNDERCABINET SURFACE MOUNT



Project: _____

Type: _____



Features

- Easy installation
- Slim profile
- On/off touchless control activated by a hand-waving sensor
- 4 CCT switchable with a button (2700K-3000K-3500K-4000K)
- Rated for indoor dry/damp locations



Touchless Control



4 CCT



Visual Comfort+



Smart Button

Order Guide

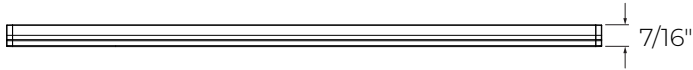
LUMINAIRE ID	TOTAL LUMINAIRE LENGTH ¹	LIGHT SOURCE	CRI	OUTPUT WATTAGE ²	
CAB		VW	90CRI		
CAB - Cab	#X161N - 16" #X231N - 23" #X361N - 36" ¹ Specify quantity (#) for each required luminaire in a run. Separate codes with a "+" if more than one is specified.	VW - Variable white (2700K - 3000K - 3500K - 4000K)	90CRI - 90+ CRI	Length	Total Output Wattage
				16"	6W - 6 W, 474 lm
				23"	9W - 9 W, 682 lm
				36"	15W - 15 W, 1067 lm
				² Separate codes with a "+" if more than one is specified.	

VOLTAGE	DRIVER	MOUNTING	FINISH	CONTROL	OPTIONS ⁷
		SUR	W	TOC	
120V - 120V 277V ³ - 277V UNV ³ - 120V-277V ³ Available with remote driver box option only.	PLG ^{4,5} - 24 W wall plug RDB ⁶ - Remote driver box ⁴ Max 112" total run length. ⁵ Available with 120V only. ⁶ More than 1 RDB is required for run lengths longer than 112".	SUR - Surface mount	W - Matte white	TOC - Touchless control	#JC81N - Jumper cable 8" #JC121N - Jumper cable 12" #JC201N - Jumper cable 20" NA - None ⁷ Specify quantity (#). Separate codes with a "+" if more than one is specified.

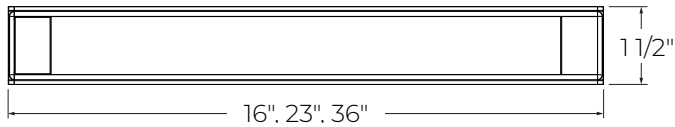


Dimensions

Front view



Bottom view

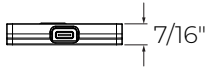


Side view



TOC - Touchless control

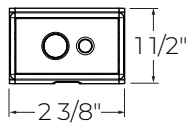
Front view



Side view

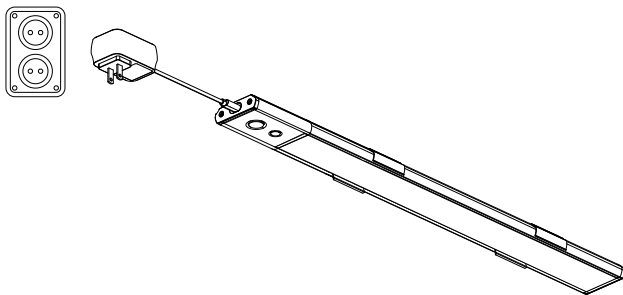


Bottom view



Overview

PLG - 24 W wall plug



RDB - Remote driver box

