

Lumenwerx 




Curvia Slim

LOW PROFILE. FULL CURVIA POWER.





Curvia Slim



At just 1.25" tall and offered in 1" and 2" widths, Curvia Slim delivers the full output of Curvia in a slim profile. With three standard radii for curved corners and two end cap options it enables flowing curves and bold patterns across pendant, recessed, surface, and wall/direct view applications. The Curvia Slim Seal extends this design language to demanding environments with IP54 and IP64 protection.

WIDTHS

1", 2"

MOUNTINGS

Recessed
Pendant
Surface
Wall/Direct View

DISTRIBUTIONS

Direct

CONFIGURATIONS

Continuous Runs
Patterns
Rings
Shapes

RADII

12", 18", 24"

IP RATINGS

IP54, IP64
Remote Driver



MOUNTING OPTIONS

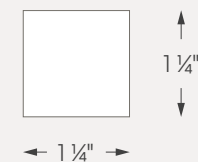
- ① Recessed
- ② Pendant
- ③ Surface
- ④ Wall/Direct View

Precision in Every Line


Curvia Slim is engineered with intent in every detail — from profile sizes and mounting options to end cap styles. Featuring remote drivers, the fixtures retain an ultra-low 1.25" profile that delivers clean lines, seamless integration, and design flexibility.

SIZES

CURVIA SLIM 1



CURVIA SLIM 2



DISTRIBUTION



DIRECT HLO

MOUNTING OPTIONS

Recessed

Curvia Slim recessed fixtures, unlike other systems, can be installed in crowded plenums with their low profile, unlocking curvilinear design freedom for a seamless, integrated look.

Pendant

A profile this slim ensures the light takes center stage, not the housing. Curvia Slim pendant installations deliver high visual impact while maintaining a discreet, architectural presence.


Surface

Surface-mounted Curvia Slim fixtures integrate smoothly with ceilings, their 1.25" profile providing the effect of recessed lighting without the complexity of recessing, while minimizing plenum impact.

Wall/Direct View

Mounted directly to the wall, Curvia Slim delivers the drama of recessed curvilinear forms, patterns, and compositions without the complexity of in-wall installation (ADA compliant)

END CAP STYLES




FLAT 2"



ROUNDED 2"

Flowing Geometry, High Visual Impact

Curvia Slim unlocks flowing curves and expressive patterns, transforming ceilings and walls into luminous architectural statements.

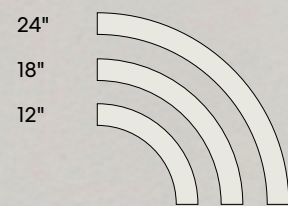




Shapes and Patterns

Curvia Slim offers three configuration paths to bring geometry to life: Rings, Patterns and Shapes. With radii of 12", 18", and 24" plus the ability to mix 90° straight corners in continuous runs, designers can create everything from simple circles to intricate compositions.

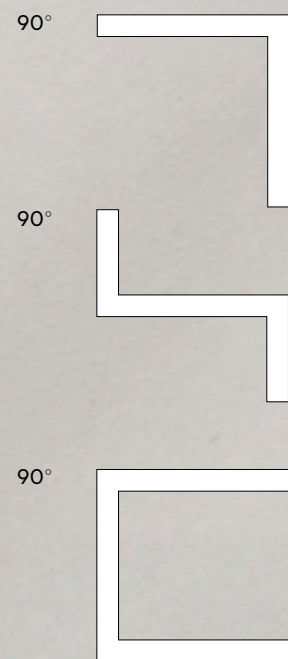
CURVED CORNERS - RADII



CURVED CORNERS

- 45°
- 90°
- 135°
- 180°

STRAIGHT CORNERS



CONFIGURATIONS

- Rings
- Patterns
- Shapes

JOINER

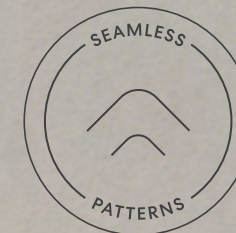

Seamless Joiners
No Light Leak

READY FOR YOUR PROJECT

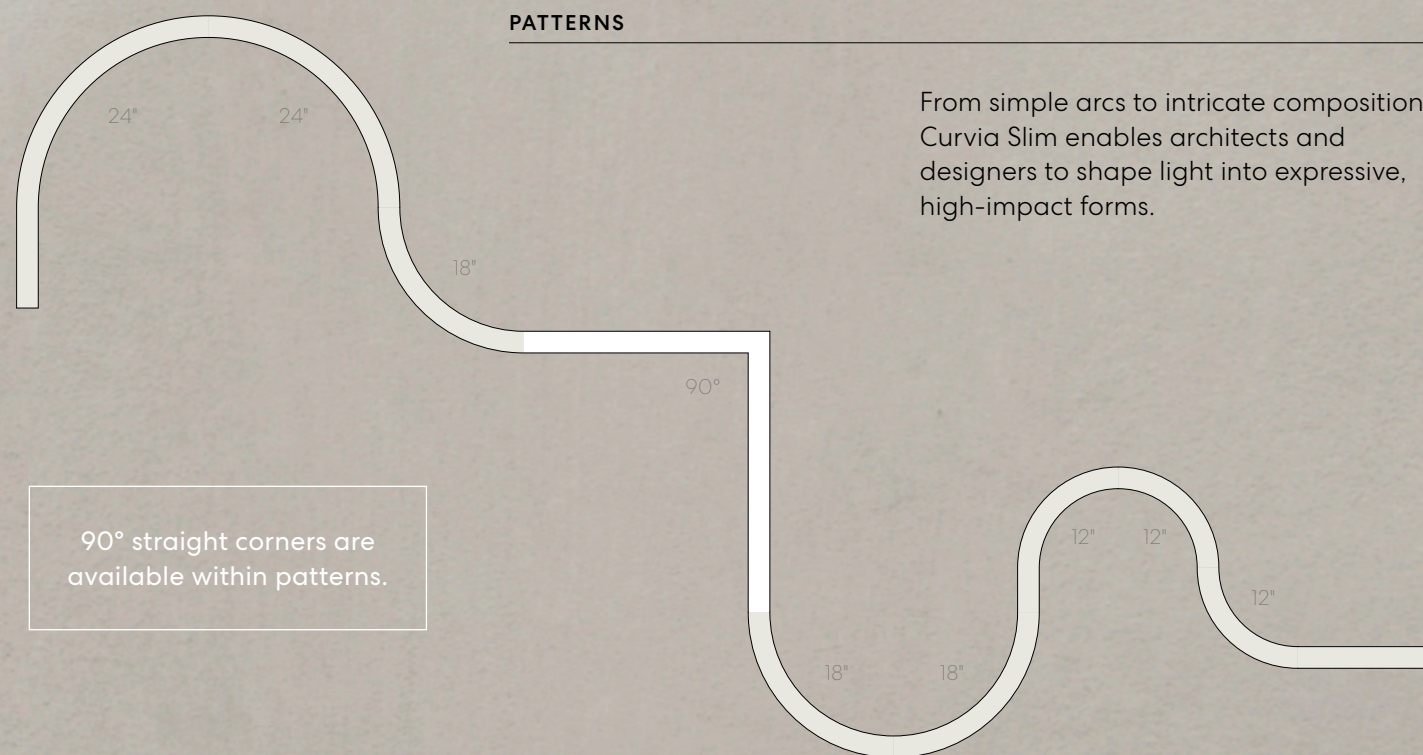
Easy Specifications



RINGS




PATTERNS



From simple arcs to intricate compositions, Curvia Slim enables architects and designers to shape light into expressive, high-impact forms.

SHAPES





Innovation Inside Every Curve

UNMATCHED PRECISION

Curvia Slim is engineered with uncompromising attention to detail, ensuring precision at every stage — from construction and optics to installation. It delivers flawlessly even illumination across complex runs, with no hotspots or bright centers.

PERFORMANCE
1000 lm/ft

POWER
Power over
aircraft cable

GREENWERX
Designed to reduce
environmental impact

OPTIC
HLO

LENS
SupremeGrip™
Lens Technology



CONSTRUCTION DETAILS

Rigid-Board Construction

Rigid-board design ensures stability and perfectly even illumination with no bright centers. By eliminating sag and misalignment common to flexible systems, it delivers lasting precision and flawless performance.

Uniform Illumination

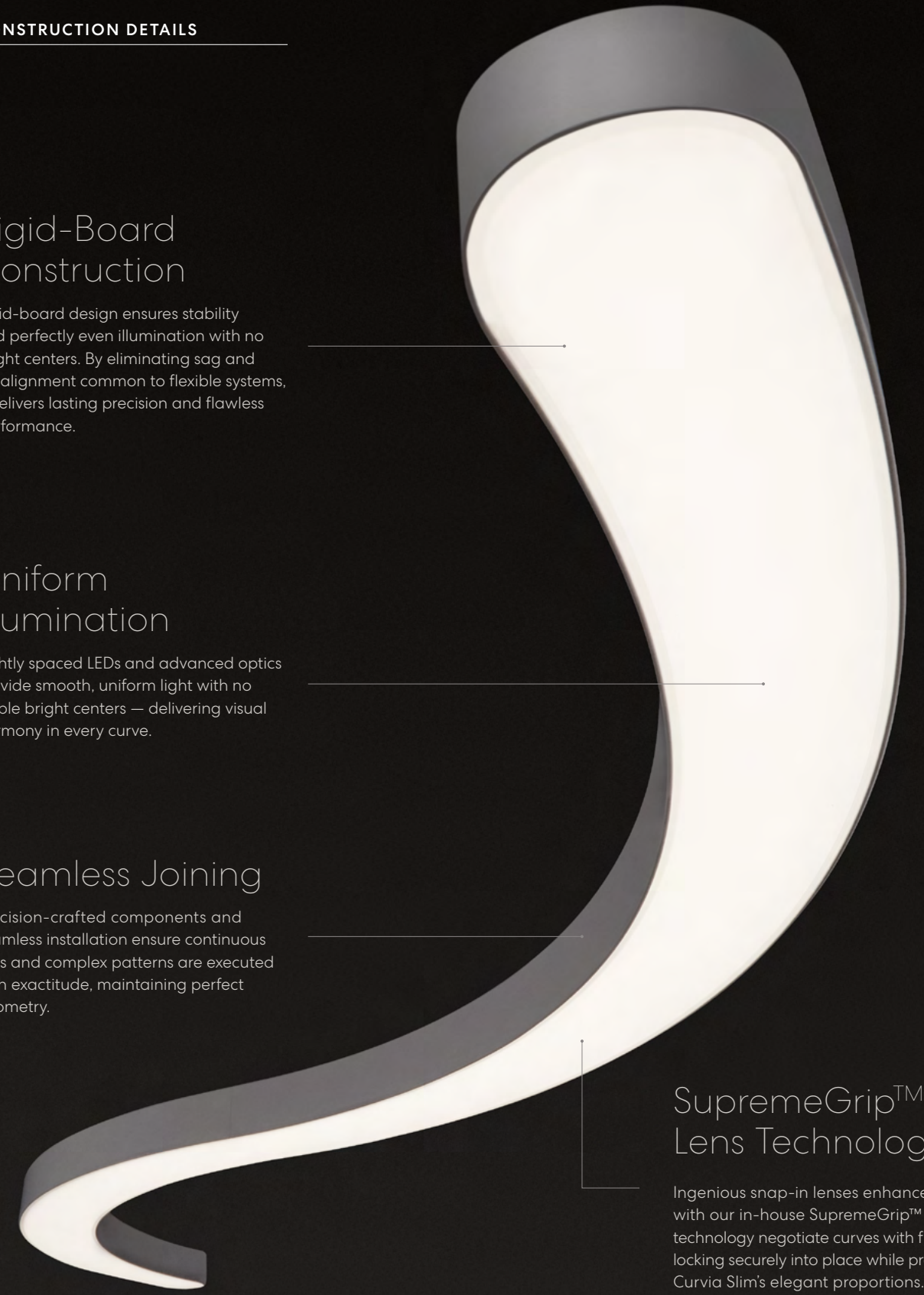
Tightly spaced LEDs and advanced optics provide smooth, uniform light with no visible bright centers — delivering visual harmony in every curve.

Seamless Joining

Precision-crafted components and seamless installation ensure continuous runs and complex patterns are executed with exactitude, maintaining perfect geometry.

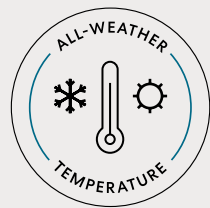
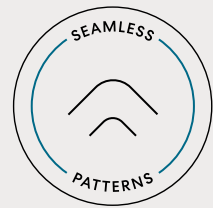
SupremeGrip™ Lens Technology

Ingenious snap-in lenses enhanced with our in-house SupremeGrip™ (SG) technology negotiate curves with finesse, locking securely into place while preserving Curvia Slim's elegant proportions.



Curvia Slim Seal

Illuminate Every Curve With Confidence



IP54 and IP64 Ratings

Surface Recessed Pendant

Continuous Line of Light

No Visible Hardware

Maintains Curvia Slim Aesthetic



Declare



MINIMAL END CAPS
WITH NO VISIBLE HARDWARE

ENVIRONMENTALLY PROTECTED OPTIC

The Environmentally Protected Optic features an innovative sealed design with our exclusive Supreme Grip™ Technology and advanced gasketing, ensuring a precise, secure fit on the extrusion while delivering superior protection against dust, water, and UV distortion.



Curvia Slim Seal

Curvia Slim Seal extends the elegance of Curvia Slim into environments that demand protection. Offered in IP54 and IP64, its sealed construction guards against dust and moisture while preserving the slim profile and seamless curves. With a remote driver and direct distribution, Curvia Slim Seal delivers uncompromised aesthetics and reliable performance in healthcare, hospitality, food service, and outdoor applications.

RATINGS

IP64, IP54

WIDTHS

1" & 2"

RADIUS

12", 18", 24"

CONFIGURATIONS

- Standalones
- Continuous Runs
- Patterns
- Shapes
- Rings

Environmentally Protected Optic



IP54 — CONTINUOUS RUNS WITH NO VISIBLE BREAKS, IDEAL FOR INDOOR WIPE-DOWN AND HEALTHCARE SPACES.



IP64 — REINFORCED PROTECTION FOR OUTDOOR ENVIRONMENTS WITH VISIBLE JOINER.



The Curvia Collection


Our Curvia Collection transforms spaces by softening architectural lines, guiding the eye, and adding depth with high-quality lighting. With recessed, surface, pendant, acoustic, and IP-rated options, Curvia unites expressive geometry with exacting engineering, offering designers new possibilities to create settings where function and aesthetics meet in harmony.



CURVIA XYZ



CURVIA SEAL



CURVIA



CURVIA ACOUSTIX



CURVIA HORIZON



CURVIA PERIMETER



Sustainability

Curvia Slim and Greenwerx: A Smaller Footprint, A Brighter Future



Our Greenwerx Initiative is a commitment to sustainability at every stage of our work—from design and material selection to manufacturing. By advancing energy-efficient technologies, applying circular design principles, and expanding our portfolio of certified products, we reduce our footprint while helping clients achieve their own sustainability goals.



CURVIA SLIM 1



Curvia Slim embodies our Greenwerx Initiative, proving that sustainability begins at the drawing board. These luminaires are crafted from high recycled-content aluminum and produced in facilities powered by renewable hydroelectric energy. Engineered with less material yet built for longevity, Curvia Slim fixtures cut environmental impact while preserving architectural integrity. From minimizing waste to enabling serviceability, the manufacturing of Curvia Slim plays an important role in achieving a more responsible built environment today, to safeguard tomorrow.



Product Design & Innovations



Supply Chain & Product Composition




Manufacturing & Clean Energy



Product Maintenance & End-Of-Life



CURVIA SLIM
BROCHURE



CURVIA SLIM
ONLINE



ALWAYS LIGHT
RIGHT

lumenwerx.com
R.09.2025