

Lumenwerx 

Hemi

TASK. AIM. AMBIENT. COMBINE.





Mixing Hemi L with a 3" adjustable module & 2-2" adjustable modules with soft ambient in a black trim



Hemi luminaires poised to enhance the ambiance of a restaurant/piano bar.



Meet Hemi

Task. Aim. Ambient.

Flexible in function and dynamic in design, Hemi is a line of hemisphere-shaped luminaires that proposes a new standard of offerings to the lighting industry. With rotational capabilities reaching 355 degrees, a tilt of up to 45 degrees from vertical, and aiming that is magnetically held in place, Hemi fixtures provide a vast range of precisely positioned solutions for both task and ambient requirements.

2 SIZES:

Small (4") & Large (6.25")

Static White, Sola, Duo, Trio, and Full Spectrum

Multifunctional Downlight

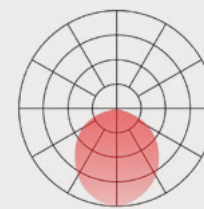
Field-Adjustable Optics



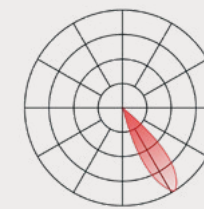
HEMI S



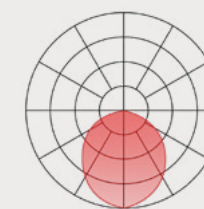
HEMI L



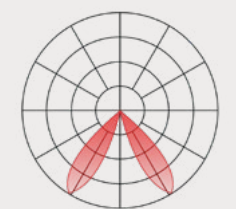
Task



Aim



Ambient



Combine



Featuring Hemi L with a 3" adjustable module and soft ambient in white.



A **contemporary** take on showcasing sculptures in the round.



Configurations and Independent Control

Hemi S – 4"

SINGLE 2" MODULE



2" Module Soft Ambient 2" Module + Soft Ambient

SOFT AMBIENT




Soft Ambient



Hemi was cleverly designed to accommodate one or two adjustable modules per luminaire and a soft ambient option. This allows for numerous mixing and matching configurations. The fixtures can be controlled as one collective unit or as independent separate circuits.

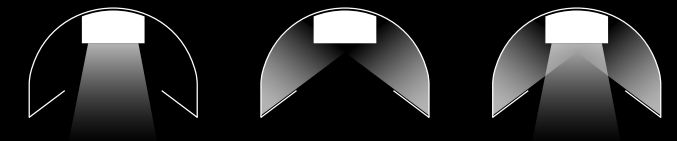
Hemi L – 6.25"

SINGLE 3" MODULE



3" Module Soft Ambient 3" Module + Soft Ambient

SINGLE 2" MODULE



2" Module Soft Ambient 2" Module + Soft Ambient

DOUBLE 2" MODULE



2" Modules 2" Modules 2" Modules

SOFT AMBIENT



Soft Ambient



2" Modules + Soft Ambient 2" Modules + Soft Ambient 2" Module + Soft Ambient



Soft Ambient




Mixing Hemi L with one 3" adjustable module and two 2" adjustable modules, with soft ambient in black trim



Layering light sets a tone and showcases goods.



Hyflex™ Optics Adjustable Module



Hyflex™ optics provide precise optical control in a remarkably compact form. The core of this four-tier system is a compound reflector with a central TIR element, just 1.06" deep. Beam smoothing discs perfect beam angles up to 50°, and beam angles are easily adjustable in the field.

The Hyflex™ system utilizes proprietary PCFTM (Passive Cooling Fusion) technology that combines efficiency with elegance in a sophisticated three-tier cooling system.

The Hyflex™ optics are firmly secured with high-temperature rare-earth magnets.

Field-Adjustable
Beam

Low UGR
for all beams

5
Beam Angles

PCF
Technology

BEAM ANGLES





Hemi L is used with soft ambient and a 2" adjustable module, in white.



Use Hemi to emphasize pathways within a multipurpose setting.




Soft Ambient

Without the use of adjustable modules, Hemi fixtures can provide illumination through an uplight array that delivers a soft ambient whisper of light that can work well in hospitality locales, for example, and in company reception areas where light and color are used as primary materials of brand or corporate expressions. The array can be controlled separately or in conjunction with accompanying lighting modules. White light tuning is possible through our Sola or Duo technologies, while color play can be achieved with our Trio technology.

Static White, Sola,
Duo, Trio

Offered in
Small and Large

Independent or
Simultaneous
Control



Hemi S is used with an adjustable module and soft ambient in white.

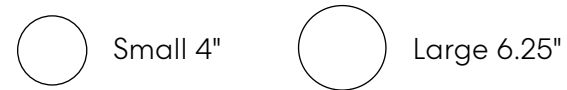
Compose the **perfect balance of lighting** to suit your specific needs.



Overview

Hemi


SHAPES



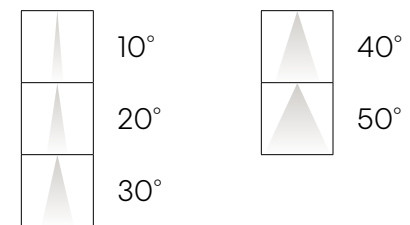
COLOR RENDERING OPTIONS

80+ 90+ and 95

COLOR TEMPERATURES




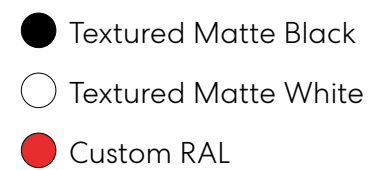
BEAM ANGLES



TRIM STYLES



TRIM FINISHES





Mounting Options

Hemi recessed downlights are available in five mounting options: Open Frame, Insulated Ceiling, Chicago Plenum, Millwork, and Remodel. For confined plenum spaces, Hemi is a great solution with its low profile and standard offerings available in depths less than 4". Four mounting bars along with standard bar hangers, commercial bar hangers, flush mount bars, and hat channel bars are all adjustable for a variety of applications.

< 4 inches
in Depth

5 Mounting
Options:

- Open Frame
- Insulated Ceiling
- Chicago Plenum
- Millwork
- Remodel

4 Adjustable
Mounting Bars



HEMI COLLECTION
ONLINE

 Lumenwerx

ALWAYS LIGHT
RIGHT

lumenwerx.com
R.03.2026