

Lumenwerx 




# LumenXpress

SHIP WITHOUT COMPROMISE

QUICK SHIP  
PROGRAM GUIDE



On a tight timeline?  
Need quality lighting delivered fast?



LumenXpress is Lumenwerx's quick ship program designed to shorten lead times without compromising quality. Explore the LumenXpress Guide, a catalog of ready-to-specify luminaires that ship within 10 business days from drawing approval.



## Order Checklist

1

Download spec sheet from [lumenwerx.com](http://lumenwerx.com).



2

Specify the product as per the information on the product page.



3

PO must clearly indicate LumenXpress.



4

Send an email to [lumenxpress@lumenwerx.com](mailto:lumenxpress@lumenwerx.com) along with a PO and a formal quote number or price confirmation.



### TERMS AND CONDITIONS

- All orders must be emailed to [lumenxpress@lumenwerx.com](mailto:lumenxpress@lumenwerx.com).
- POs must clearly indicate LumenXpress.
- Catalog numbers must be complete.
- POs must include a formal quote number or price confirmation.
- Ship-to addresses and contact information must be provided in full.
- Shipping notes and site restrictions must be provided.
- Orders will be shipped within 10 business days from drawing approval.
- Orders received after 3:30 PM ET will be processed the next business day.
- Changes of any kind may affect lead times.
- Cancellations after release will result in a 50% restocking fee, which may increase depending on the stage of production.

Don't hesitate to contact us by phone at 514-225-4304 or via email at [lumenxpress@lumenwerx.com](mailto:lumenxpress@lumenwerx.com).



# LumenXpress

is designed for  
simplicity

PRODUCTS	MOUNTINGS						DECLARE LABEL
	COVE	PENDANT	PERIMETER	RECESSED	SURFACE	WALL	
<b>LINEAR</b>							
Cava		•		•	•		
Cubito		•		•	•	•	•
Mikro				•			
Quad		•			•	•	
Revo 3		•					
Squero		•		•	•	•	•
Ubik		•	•	•		•	•
Via		•	•	•	•	•	•
Via 3 Skim				•			
Via 2 Prism		•		•	•		
Walo					•	•	
<b>DOWNLIGHTS</b>							
Aera				•			•
Aera Deep				•			
Cluster				•			
Ecana				•			•
Livv & Livv Plus				•			
Voilà				•			•
Voilà 4 Seal				•			



This quick-ship catalog features a broad selection of products, including Via luminaires in all available sizes, mountings, and distributions, as well as troffers, pendants, and perimeter and wall fixtures from across the Lumenwerx collection.

Standard options such as colour temperature, output level, and emergency power remain available.

For inquiries, contact [lumenxpress@lumenwerx.com](mailto:lumenxpress@lumenwerx.com).

Specify with confidence.

PRODUCTS	MOUNTINGS						DECLARE LABEL
	COVE	PENDANT	PERIMETER	RECESSED	SURFACE	WALL	
<b>CYLINDER/CUBOID</b>							
Aera Cylinders		•			•	•	•
Voilà Cylinders and Cuboids		•			•		
<b>ARCH. DECORATIVE</b>							
Pop Color		•			•		•
Pop Core		•			•	•	
Pop Recessed				•			
Rim Round		•					
Rim Air Round		•					
Togo		•				•	
<b>COVE</b>							
Alcove	•						•
Alcove Ramp	•						
Evoq							•
<b>ARCH. TROFFERS</b>							
Cava-T				•			•
Nova				•	•		
Primo				•	•		
Vega				•	•		











# Index

## LINEAR

Cava  10	Cubito  14	Mikro  18	Quad  20	Revo 3  25
Squero  26	Ubik  32	Ubik Perimeter  35	Via 1.5, 2, 3, 4, 5  38	Via Perimeter  42
Via Skim  43	Via 2 Prism  45	Walo  48		

## DOWNLIGHTS

Aera 2, 3, 4  52	Aera Deep 2, 3  56	Cluster  58	Cluster Parabolic  59	Cluster Wall Wash  60
Ecana 3, 4, 6  62	Livv & Livv Plus 2.5, 3.5  68	Voilà 2, 4  70	Voilà 4 Seal  75	




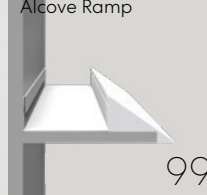

## CYLINDER/CUBOID

Aera 2, 3, 4  78	Voilà 2, 4  82	Voilà 4 Cuboid  84
-----------------------------------------------------------------------------------------------------------	---------------------------------------------------------------------------------------------------------	-------------------------------------------------------------------------------------------------------------


## ARCH. DECORATIVE

Pop Color  88	Pop Core  90	Pop Recessed  91	Rim Round  92	Togo  94
---------------------------------------------------------------------------------------------------------	--------------------------------------------------------------------------------------------------------	------------------------------------------------------------------------------------------------------------	---------------------------------------------------------------------------------------------------------	----------------------------------------------------------------------------------------------------

## COVE

Alcove  98	Alcove Ramp  99	Evoq  100
-------------------------------------------------------------------------------------------------------	------------------------------------------------------------------------------------------------------------	------------------------------------------------------------------------------------------------------

## ARCH. TROFFERS

Cava-T  104	Nova  106	Primo  108	Vega  110
--------------------------------------------------------------------------------------------------------	------------------------------------------------------------------------------------------------------	-------------------------------------------------------------------------------------------------------	------------------------------------------------------------------------------------------------------



- Cava
- Cubito
- Mikro
- Recessed
- Quad
- Revo 3
- Squero
- Ubik
- Ubik
- Perimeter
- Via
- Via Perimeter
- Recessed
- Via 3 Skim
- Recessed
- Via 2 Prism
- Walo

# Linear



Via Pendant  
 NFL's West Coast Headquarters, LA, USA  
 Architect: Gensler  
 Lighting Design: KGM LA  
 Photography: Fotoworks ©Benny Chan





## Cava Pendant Curved and Square

4.5"

Cava is a linear pendant, surface or recessed luminaire with a remarkably comfortable and surprising appearance. Using completely concealed and indirect arrays, Cava provides superior brightness control, while maintaining high efficacy by distributing light over the vaulted interior cavity of the luminaire. Cava offers totally direct or segmented direct/indirect distributions.

### LUMINAIRE ID

**CAVCPD** - CAVA CURVE PENDANT DIRECT

**CAVCPDI** - CAVA CURVE PENDANT DIRECT INDIRECT

**CAVSPD** - CAVA SQUARE PENDANT DIRECT

**CAVSPDI** - CAVA SQUARE PENDANT DIRECT INDIRECT

**DISTRIBUTION:** Direct, Direct/Indirect

**END CAP:** Open, Closed

**DIRECT OPTIC:** RLO - Reduced Luminance Optic

**INDIRECT OPTIC:** CLO - Clear Lambertian Optic, WIO2 - Widespread Indirect Optic

**LIGHT SOURCE:** Static White

**CRI:** 80+ CRI, 90+ CRI

**COLOR TEMPERATURE:** 2700K, 3000K, 3500K, 4000K, 5000K

**VOLTAGE:** 120V, 277V, UNV

**LUMINAIRE LENGTH:** Standard sections - 2', 3', 4', 5', 8', 12',  
Continuous runs: lengths over 12'

**DRIVER:** 0-10V

**ELECTRICAL:** 1 circuit, +EB/EM


**SUSPENSION:** Aircraft cable, Standard Stem

**FINISH:** Matte White, Aluminum, Matte Black

**OPTIONS:** Caddy Clip



### SHAPES OPTIONS




Curve Closed

Curve Opened

Square Closed

Square Opened



Cava Pendant, Open End-cap  
STGM Architecture Offices  
Montréal, Qc, Can.



## Cava Recessed

6"



### LUMINAIRE ID CAVR - CAVA RECESSED

**DISTRIBUTION:** Direct

**OPTIC:** RLO - Reduced Luminance Optic

**LIGHT SOURCE:** Static White

**CRI:** 80+ CRI, 90+ CRI

**COLOR TEMPERATURE:** 2700K, 3000K, 3500K, 4000K, 5000K

**VOLTAGE:** 120V, 277V, UNV

**LUMINAIRE LENGTH:** Standard sections - 2', 3', 4', 5', 8', 12'  
Continuous runs: lengths over 12'

**DRIVER:** 0-10V

**ELECTRICAL:** 1 circuit, +EB/EM

**MOUNTING:** T-Regular, T-Bar, Screw Slot T-Bar, Drywall Trim, Drywall Trimless, Drywall Mud Flange

**FINISH:** Matte White

**OPTIONS:** Flexible whip cable, Chicago Plenum



## Cava Square Surface

6"



### LUMINAIRE ID CAVSS - CAVA SQUARE SURFACE

**DISTRIBUTION:** Direct

**END CAP:** Closed

**OPTIC:** RLO - Reduced Luminance Optic

**LIGHT SOURCE:** Static White

**CRI:** 80+ CRI, 90+ CRI

**COLOR TEMPERATURE:** 2700K, 3000K, 3500K, 4000K, 5000K

**VOLTAGE:** 120V, 277V, UNV

**LUMINAIRE LENGTH:** Standard sections - 2', 3', 4', 5', 8', 12'  
Continuous runs: lengths over 12'

**DRIVER:** 0-10V

**ELECTRICAL:** 1 circuit, +EB/EM

**MOUNTING:** Drywall ceiling, Grid ceiling

**FINISH:** Matte White, Aluminum, Matte Black


**OPTIONS:** Caddy Clip



## Cubito Pendant

2.5"

Cubito illuminates its square profile through two adjacent sides, forming a luminous right angle 2 ½" on each side. It can be installed as a discrete luminaire or a continuous line of light.



**LUMINAIRE ID**  
**CUBSP** - CUBITO SQUARE PENDANT

---

**DISTRIBUTION:** Direct

---

**OPTIC:** HLO - High-efficiency Lambertian Optic

---

**LIGHT SOURCE:** Static White

---

**CRI:** 80+ CRI, 90+ CRI

---

**COLOR TEMPERATURE:** 2700K, 3000K, 3500K, 4000K, 5000K

---

**VOLTAGE:** 120V, 277V, UNV

---

**LUMINAIRE LENGTH:** Single units: 2' to 12',  
Continuous runs: lengths over 12'

---

**DRIVER:** 0-10V

---

**ELECTRICAL:** 1 circuit, Multi Circuit, +EB/EM, Night light fixture,  
Daylight fixture

---

**SUSPENSION:** Aircraft cable, Standard Stem

---

**FINISH:** Matte Black, Matte White, Aluminum


---

**OPTIONS:** Caddy Clip



## Cubito Recessed

2.5"



**LUMINAIRE ID**  
**CUBR** - CUBITO RECESSED

---

**DISTRIBUTION:** Direct

---

**DIRECT OPTIC:** HLO - High-Efficiency Lambertian Optic

---

**LIGHT SOURCE:** Static White

---

**CRI:** 80+ CRI, 90+ CRI

---

**COLOR TEMPERATURE:** 2700K, 3000K, 3500K, 4000K, 5000K

---

**VOLTAGE:** 120V, 277V, UNV

---

**LUMINAIRE LENGTH:** Single units: 2' to 12',  
Continuous runs: lengths over 12'

---

**DRIVER:** 0-10V

---

**ELECTRICAL:** 1 circuit, Multi Circuit, +EB/EM, Night light fixture,  
Daylight fixture

---

**MOUNTING:** Drywall mud flange

---

**FINISH:** Matte White


---

**OPTIONS:** Flexible whip cable



## Cubito Surface


2.5"



LUMINAIRE ID  
**CUBS** - CUBITO SURFACE

**DISTRIBUTION:** Direct  
**DIRECT OPTIC:** HLO - High-Efficiency Lambertian Optic  
**LIGHT SOURCE:** Static White  
**CRI:** 80+ CRI, 90+ CRI  
**COLOR TEMPERATURE:** 2700K, 3000K, 3500K, 4000K, 5000K  
**VOLTAGE:** 120V, 277V, UNV  
**LUMINAIRE LENGTH:** Single units: 2' to 12',  
 Continuous runs: lengths over 12'  
**DRIVER:** 0-10V  
**ELECTRICAL:** 1 circuit, Multi Circuit, +EB/EM, Night light fixture,  
 Daylight fixture  
**MOUNTING:** Drywall mounting  
**FINISH:** Matte White, Aluminum, Matte Black

### MOUNTING OPTIONS




Horizontal

Vertical



## Cubito Wall

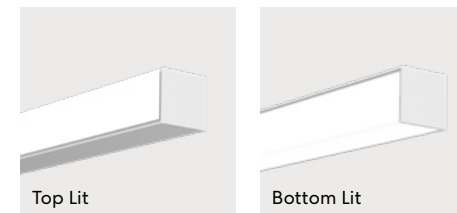
2.5"



LUMINAIRE ID  
**CUBW** - CUBITO WALL

**DISTRIBUTION:** Direct  
**DIRECT OPTIC:** HLO - High-Efficiency Lambertian Optic  
**LIGHT SOURCE:** Static White  
**CRI:** 80+ CRI, 90+ CRI  
**COLOR TEMPERATURE:** 2700K, 3000K, 3500K, 4000K, 5000K  
**VOLTAGE:** 120V, 277V, UNV  
**LUMINAIRE LENGTH:** Single units: 2' to 12',  
 Continuous runs: lengths over 12'  
**DRIVER:** 0-10V  
**ELECTRICAL:** 1 circuit, Multi Circuit, +EB/EM, Night light fixture,  
 Daylight fixture  
**MOUNTING:** Drywall mounting bracket  
**FINISH:** Matte White, Aluminum, Matte Black

### MOUNTING OPTIONS




Top Lit

Bottom Lit



# Mikro Recessed, Recessed Vertical

1"



## LUMINAIRE ID

**MIKR** - MIKRO RECESSED

**MIKRV** - MIKRO RECESSED VERTICAL

**DISTRIBUTION:** Direct

**OPTIC:** HLO - High-efficiency Lambertian Optic

**LIGHT SOURCE:** Static White

**CRI:** 80+ CRI, 90+ CRI

**COLOR TEMPERATURE:** 2700K, 3000K, 3500K, 4000K, 5000K

**VOLTAGE:** 120V, 277V, UNV

**LUMINAIRE LENGTH:** Standard sections - 4', 8', 12'  
Continuous runs: lengths over 12'

**DRIVER:** 0-10V


**ELECTRICAL:** 1 circuit, +EB/EM

**MOUNTING:** Drywall Trim, Drywall Mud Flange

**FINISH:** Matte White

**OPTIONS:** Chicago Plenum

## RECESSED VERTICAL



Recessed Vertical



Mikro Recessed



# Quad Pendant Narrow and Wide

2", 3"

Quad is the simply designed and crisply executed linear luminaire for circulation, general, and utility applications. The High-efficiency Lambertian Optic provides excellent luminous efficacy and uniform luminosity across the diffuser. Notwithstanding the compact form, a full range of electrical and integrated control options is available.

### LUMINAIRE ID


- QUANP** - QUAD NARROW PENDANT
- QUANRP** - QUAD NARROW ROUND PENDANT
- QUAWP** - QUAD WIDE PENDANT

<b>DISTRIBUTION:</b> Direct
<b>OPTIC:</b> HLO - High-efficiency Lambertian Optic
<b>LIGHT SOURCE:</b> Static White
<b>CRI:</b> 80+ CRI, 90+ CRI
<b>COLOR TEMPERATURE:</b> 2700K, 3000K, 3500K, 4000K, 5000K
<b>VOLTAGE:</b> 120V, 277V, UNV
<b>LUMINAIRE LENGTH:</b> Standard sections - 4', 8', 12' For all other specify length
<b>DRIVER:</b> 0-10V
<b>ELECTRICAL:</b> 1 circuit, +EB/EM
<b>SUSPENSION:</b> Aircraft cable, Standard Stem
<b>FINISH:</b> Matte White, Aluminum
<b>OPTIONS:</b> Caddy Clip



Wide Pendant

### NARROW SHAPE OPTIONS



Round

Square




# Quad Surface Narrow and Wide

2", 3"

### LUMINAIRE ID


- QUANS** - QUAD NARROW SURFACE
- QUANRS** - QUAD NARROW ROUND SURFACE
- QUAWS** - QUAD WIDE SURFACE

<b>DISTRIBUTION:</b> Direct
<b>OPTIC:</b> HLO - High-efficiency Lambertian Optic
<b>LIGHT SOURCE:</b> Static White
<b>CRI:</b> 80+ CRI, 90+ CRI
<b>COLOR TEMPERATURE:</b> 2700K, 3000K, 3500K, 4000K, 5000K
<b>VOLTAGE:</b> 120V, 277V, UNV
<b>LUMINAIRE LENGTH:</b> Standard sections - 4', 8', 12' For all other specify length
<b>DRIVER:</b> 0-10V
<b>ELECTRICAL:</b> 1 circuit, +EB/EM
<b>MOUNTING:</b> Grid ceiling, Drywall ceiling
<b>FINISH:</b> Matte White, Aluminum



Wide Surface

### NARROW SHAPE OPTIONS



Round

Square




Quad Round Pendant (on the right)  
WHOOP Headquarters  
Boston, Massachusetts, U.S.



## Quad Wall Narrow and Wide

2", 3"



### LUMINAIRE ID

**QUANW** - QUAD NARROW WALL  
**QUANRW** - QUAD NARROW ROUND WALL  
**QUAWW** - QUAD WIDE WALL

**DISTRIBUTION:** Direct

**OPTIC:** HLO - High-efficiency Lambertian Optic

**LIGHT SOURCE:** Static White

**CRI:** 80+ CRI, 90+ CRI

**COLOR TEMPERATURE:** 2700K, 3000K, 3500K, 4000K, 5000K

**VOLTAGE:** 120V, 277V, UNV

**LUMINAIRE LENGTH:** Standard sections - 4', 8', 12'  
 For all other specify length

**DRIVER:** 0-10V


**ELECTRICAL:** 1 circuit, +EB/EM

**MOUNTING:** Drywall mounting, Drywall mounting bracket

**FINISH:** Matte White, Aluminum

Wide Surface

### NARROW SHAPE OPTIONS



Round

Square



## Revo 3 Pendant

3"

The Revo pendant offers a fresh interpretation of a classic shape, both attractive and functional. Revo delivers precise and well shielded illumination to task surfaces, such as counters, desks and conference tables. Revo can be used as an individual luminaire or combined into continuous runs.



### LUMINAIRE ID

**REO3P** - REVO 3 PENDANT

**DISTRIBUTION:** Direct, Direct/Indirect

**DIRECT OPTIC:** FGRO - Furrowed Glare Reduction Optic

**INDIRECT OPTIC:** CLO - Clear Lambertian Optic

**LIGHT SOURCE:** Static White

**CRI:** 80+ CRI, 90+ CRI

**COLOR TEMPERATURE:** 2700K, 3000K, 3500K, 4000K, 5000K

**VOLTAGE:** 120V, 277V, UNV

**LUMINAIRE LENGTH:** Single units - Direct: 2' to 12', Single units -  
 Direct/Indirect: 4' to 12', Continuous runs: lengths over 12'

**DRIVER:** 0-10V

**ELECTRICAL:** 1 circuit, 2 circuits, Multi Circuit, +EB/EM

**SUSPENSION:** Aircraft cable

**FINISH:** Matte White, Aluminum, Matte Black


**OPTIONS:** Caddy Clip



# Squero Pendant

2"

Squero brings style and flexibility to linear lighting systems. Less than 2" wide, Squero offers a variety of optics, each providing a different visual texture, as well as photometric performance. Squero can be installed as individual luminaires or in continuous runs.



**LUMINAIRE ID**  
**SQUP - SQUERO PENDANT**

---

**DISTRIBUTION:** Direct, Direct/Indirect

---

**DIRECT OPTIC:** MRO18 - 18 degree Miniature Reflector Optic, MRO35 - 35 degree Miniature Reflector Optic, MRO55 - 55 degree Miniature Reflector Optic, MBPL - Matte Black Parabolic Louver, MPL - Matte Parabolic Louver, SPL - Specular Parabolic Louver, HLO - High-Efficiency Lambertian Optic

---

**INDIRECT OPTIC:** WIO2 - Widespread Indirect Optic TIO - Translucent Indirect Optic, WAI2 - Widespread Asymmetric Indirect Optic

---

**LIGHT SOURCE:** Static White

---

**CRI:** 80+ CRI, 90+ CRI

---

**COLOR TEMPERATURE:** 2700K, 3000K, 3500K, 4000K, 5000K

---

**VOLTAGE:** 120V, 277V, UNV

---

**LUMINAIRE LENGTH:** Single units: 2' to 12', Continuous runs: lengths over 12'

---

**DRIVER:** 0-10V

---

**ELECTRICAL:** 1 circuit, 2 circuits, Multi Circuit, +EB/EM

---

**SUSPENSION:** Aircraft cable, Standard Stem


---

**FINISH:** Matte White, Aluminum, Matte Black

---

**OPTIONS:** Caddy Clip, Screw slots T-Bar

**OPTIONS**



# Squero Recessed

2"



**LUMINAIRE ID**  
**SQUR - SQUERO RECESSED**

---

**DISTRIBUTION:** Direct

---

**DIRECT OPTIC:** MRO18 - 18 degree Miniature Reflector Optic, MRO35 - 35 degree Miniature Reflector Optic, MRO55 - 55 degree Miniature Reflector Optic, MBPL - Matte Black Parabolic Louver, MPL - Matte Parabolic Louver, SPL - Specular Parabolic Louver, HLO - High-Efficiency Lambertian Optic

---

**INDIRECT OPTIC:** WIO2 - Widespread Indirect Optic TIO - Translucent Indirect Optic, WAI2 - Widespread Asymmetric Indirect Optic

---

**LIGHT SOURCE:** Static White

---

**CRI:** 80+ CRI, 90+ CRI

---

**COLOR TEMPERATURE:** 2700K, 3000K, 3500K, 4000K, 5000K

---

**VOLTAGE:** 120V, 277V, UNV

---

**LUMINAIRE LENGTH:** Single units: 2' to 12', Continuous runs: lengths over 12'

---

**DRIVER:** 0-10V

---

**ELECTRICAL:** 1 circuit, Multi Circuit, +EB/EM

---

**MOUNTING:** T-Regular, T-Bar, Screw Slot T-Bar, Trim, Trimless, Drywall Mud Flange


---

**FINISH:** Matte White, Aluminum, Matte Black

---

**OPTIONS:** No end flanges, Flexible whip cable


**OPTIONS**





# Squero Surface

2"



**LUMINAIRE ID**  
**SQUS - SQUERO SURFACE**

**DISTRIBUTION:** Direct

**DIRECT OPTIC:** MRO18 - 18 degree Miniature Reflector Optic, MRO35 - 35 degree Miniature Reflector Optic, MRO55 - 55 degree Miniature Reflector Optic, MBPL - Matte Black Parabolic Louver, MPL - Matte Parabolic Louver, SPL - Specular Parabolic Louver, HLO - High-Efficiency Lambertian Optic

**LIGHT SOURCE:** Static White

**CRI:** 80+ CRI, 90+ CRI

**COLOR TEMPERATURE:** 2700K, 3000K, 3500K, 4000K, 5000K

**VOLTAGE:** 120V, 277V, UNV

**LUMINAIRE LENGTH:** Single units: 2' to 12', Continuous runs: lengths over 12'

**DRIVER:** 0-10V

**ELECTRICAL:** 1 circuit, Multi Circuit, +EB/EM

**MOUNTING:** Grid ceiling, Drywall ceiling


**FINISH:** Matte White, Aluminum, Matte Black

**OPTIONS**



# Squero Wall

2"



**LUMINAIRE ID**  
**SQUW - SQUERO WALL**

**DISTRIBUTION:** Direct, Direct/Indirect

**DIRECT OPTIC:** MRO18 - 18 degree Miniature Reflector Optic, MRO35 - 35 degree Miniature Reflector Optic, MRO55 - 55 degree Miniature Reflector Optic, MBPL - Matte Black Parabolic Louver, MPL - Matte Parabolic Louver, SPL - Specular Parabolic Louver, HLO - High-Efficiency Lambertian Optic

**INDIRECT OPTIC:** WIO2 - Widespread Indirect Optic TIO - Translucent Indirect Optic, WA12 - Widespread Asymmetric Indirect Optic

**LIGHT SOURCE:** Static White

**CRI:** 80+ CRI, 90+ CRI

**COLOR TEMPERATURE:** 2700K, 3000K, 3500K, 4000K, 5000K

**VOLTAGE:** 120V, 277V, UNV

**LUMINAIRE LENGTH:** Single units: 2' to 12', Continuous runs: lengths over 12'


**DRIVER:** 0-10V

**ELECTRICAL:** 1 circuit, 2 circuits, Multi Circuit, +EB/EM

**MOUNTING:** Drywall mounting bracket

**FINISH:** Matte White, Aluminum, Matte Black

**OPTIONS**





Ubik Recessed, Parabolic Louver (on the left)  
LEGO Headquarter, Boston, MA, USA.



# Ubik Pendant

2.5/8"

Geometric purity meets the best in illumination performance in Ubik, the luminaire family engineered to offer a multitude of sleek, sophisticated options for interior spaces. From linear downlighting to long linear runs to elaborate light patterns to striking corner illumination, Ubik's potential is immense.



## LUMINAIRE ID UBIP - UBIK PENDANT

**DISTRIBUTION:** Direct, Direct/Indirect

**DIRECT OPTIC:** MSPL - Matte Silver Parabolic Louver, HLO - High-Efficiency Lambertian Optic, WWS - Wall Wash Silver Optic

**INDIRECT OPTIC:** WIO2 - Widespread Indirect Optic, TIO - Translucent Indirect Optic

**LIGHT SOURCE:** Static White

**CRI:** 80+ CRI, 90+ CRI

**COLOR TEMPERATURE:** 2700K, 3000K, 3500K, 4000K, 5000K

**VOLTAGE:** 120V, 277V, UNV

**LUMINAIRE LENGTH:** Single units: 3' to 12', Continuous runs: lengths over 12'

**DRIVER:** 0-10V

**ELECTRICAL:** 1 circuit, 2 circuits, Multi Circuit, +EB/EM

**SUSPENSION:** Aircraft cable, Standard Stem

**FINISH:** Matte White, Aluminum, Matte Black


**OPTIONS:** Caddy Clip, Screw slots T-Bar

### OPTIC OPTIONS



# Ubik Recessed

2.5/8"



## LUMINAIRE ID UBIR - UBIK RECESSED

**DISTRIBUTION:** Direct

**DIRECT OPTIC:** MSPL - Matte Silver Parabolic Louver, HLO - High-Efficiency Lambertian Optic, WWS - Wall Wash Silver Optic

**LIGHT SOURCE:** Static White

**CRI:** 80+ CRI, 90+ CRI

**COLOR TEMPERATURE:** 2700K, 3000K, 3500K, 4000K, 5000K

**VOLTAGE:** 120V, 277V, UNV

**LUMINAIRE LENGTH:** Single units: 3' to 12', Continuous runs: lengths over 12'

**DRIVER:** 0-10V

**ELECTRICAL:** 1 circuit, Multi Circuit, +EB/EM

**MOUNTING:** T-Regular, T-Bar, Screw Slot T-Bar, Drywall Trim, Drywall Trimless, Drywall Mud Flange

**FINISH:** Matte White, Aluminum, Matte Black

**OPTIONS:** Flexible whip cable, Chicago Plenum

### OPTIC OPTIONS





# Ubik Wall

2.5/8"



## LUMINAIRE ID UBIW - UBIK WALL

**DISTRIBUTION:** Direct, Direct/Indirect

**DIRECT OPTIC:** MSPL - Matte Silver Parabolic Louver, HLO - High-Efficiency Lambertian Optic

**INDIRECT OPTIC:** TIO - Translucent Indirect Optic

**LIGHT SOURCE:** Static White

**CRI:** 80+ CRI, 90+ CRI

**COLOR TEMPERATURE:** 2700K, 3000K, 3500K, 4000K, 5000K

**VOLTAGE:** 120V, 277V, UNV

**LUMINAIRE LENGTH:** Single units: 3' to 12',  
Continuous runs: lengths over 12'


**DRIVER:** 0-10V

**ELECTRICAL:** 1 circuit, 2 circuits, Multi Circuit, +EB/EM

**MOUNTING:** Drywall mounting bracket

**FINISH:** Matte White, Aluminum, Matte Black

## OPTIONS



HLO

MSPL



# Ubik Perimeter Recessed

2.5"



## LUMINAIRE ID UBIPERL - UBIK PERIMETER LEVEL UBIPERS - UBIK PERIMETER SHALLOW UBIPERD - UBIK PERIMETER DEEP

**DISTRIBUTION:** Direct

**DIRECT OPTIC:** MWPL - Matte White Parabolic Louver, MSPL - Matte Silver Parabolic Louver, MBPL - Matte Black Parabolic Louver, HLO - High-Efficiency Lambertian Optic

**LIGHT SOURCE:** Static White

**CRI:** 80+ CRI, 90+ CRI

**COLOR TEMPERATURE:** 2700K, 3000K, 3500K, 4000K, 5000K

**VOLTAGE:** 120V, 277V, UNV

**LUMINAIRE LENGTH:** Single units: 3' to 12',  
Continuous runs: lengths over 12'

**DRIVER:** 0-10V


**ELECTRICAL:** 1 circuit, Multi Circuit, +EB/EM

**MOUNTING:** T-Regular, T-Bar, Screw Slot T-Bar, Trim, Trimless, Drywall Mud Flange

**FINISH:** Matte White, Aluminum, Matte Black

**OPTIONS:** No end flanges, Flush end plates, Flexible whip cable, Chicago Plenum

## OPTIC OPTIONS



HLO

SPL

Designed with a 2.5" aperture, Ubik Perimeter offers subtle, low glare illumination in level, shallow, and deep recessed arrangements with HLO (High-Efficiency Lambertian Optic) or parabolic louver options for direct illumination.



Via 4 Perimeter  
Whoop Headquarters, Boston,  
Massachusetts, USA.



## Via Pendant

1.5", 2", 3", 4", 5"

Our elegant, flexible Via collection is composed of linear, pendant, surface, recessed, and wall mounted luminaires, each of which can be installed as a discrete lighting fixture or in continuous runs.



### LUMINAIRE ID

**VIA1.5P** - VIA 1.5" PENDANT  
**VIA2P** - VIA 2" PENDANT  
**VIA3P** - VIA 3" PENDANT  
**VIA4P** - VIA 4" PENDANT  
**VIA5P** - VIA 5" PENDANT

**DISTRIBUTION:** Direct, Direct/Indirect, Indirect

**DIRECT OPTIC:** HLO - High-Efficiency Lambertian Optic

**INDIRECT OPTIC:** WIO2 - Widespread Indirect Optic (Direct/Indirect Only), TIO - Translucent Indirect Optic, CLO - Clear Lambertian Optic

**LIGHT SOURCE:** Static White

**CRI:** 80+ CRI, 90+ CRI

**COLOR TEMPERATURE:** 2700K, 3000K, 3500K, 4000K, 5000K

**VOLTAGE:** 120V, 277V, UNV

**LUMINAIRE LENGTH:** Single units: 2' to 12',  
 Continuous runs: lengths over 12'

**DRIVER:** 0-10V

**ELECTRICAL:** 1 circuit, 2 circuits, Multi Circuit, +EB/EM

**SUSPENSION:** Aircraft cable, Standard Stem

**FINISH:** Matte White, Aluminum, Matte Black

**OPTIONS:** Caddy Clip



## Via Recessed, Recessed Vertical

1.5", 2", 3", 4", 5"



### LUMINAIRE ID

**VIA1.5R** - VIA 1.5" RECESSED  
**VIA1.5RV** - VIA 1.5" RECESSED VERTICAL  
**VIA2R** - VIA 2" RECESSED  
**VIA2RV** - VIA 2" RECESSED VERTICAL  
**VIA3R** - VIA 3" RECESSED  
**VIA3RV** - VIA 3" RECESSED VERTICAL  
**VIA4R** - VIA 4" RECESSED  
**VIA4RV** - VIA 4" RECESSED VERTICAL  
**VIA5R** - VIA 5" RECESSED  
**VIA5RV** - VIA 5" RECESSED VERTICAL

**DISTRIBUTION:** Direct

**DIRECT OPTIC:** HLO - High-Efficiency Lambertian Optic

**LIGHT SOURCE:** Static White

**CRI:** 80+ CRI, 90+ CRI

**COLOR TEMPERATURE:** 2700K, 3000K, 3500K, 4000K, 5000K

**VOLTAGE:** 120V, 277V, UNV

**LUMINAIRE LENGTH:** Single units: 2' to 12',  
 Continuous runs: lengths over 12'

**DRIVER:** 0-10V

**ELECTRICAL:** 1 circuit, Multi Circuit, +EB/EM

**MOUNTING:** T-Regular, T-Bar, Screw Slot T-Bar, Trim, Trimless, Drywall Mud Flange

**FINISH:** Matte White, Matte Black

**OPTIONS:** Flexible whip cable, Chicago Plenum

### RECESSED VERTICAL





## Via Surface

1.5", 2", 3", 4", 5"



### LUMINAIRE ID

**VIA1.5S** - VIA 1.5" SURFACE  
**VIA2S** - VIA 2" SURFACE  
**VIA3S** - VIA 3" SURFACE  
**VIA4S** - VIA 4" SURFACE  
**VIA5S** - VIA 5" SURFACE

---

**DISTRIBUTION:** Direct

---

**DIRECT OPTIC:** HLO - High-Efficiency Lambertian Optic

---

**LIGHT SOURCE:** Static White

---

**CRI:** 80+ CRI, 90+ CRI

---

**COLOR TEMPERATURE:** 2700K, 3000K, 3500K, 4000K, 5000K

---

**VOLTAGE:** 120V, 277V, UNV

---

**LUMINAIRE LENGTH:** Single units: 2' to 12',  
Continuous runs: lengths over 12'

---

**DRIVER:** 0-10V

---

**ELECTRICAL:** 1 circuit, Multi Circuit, +EB/EM

---

**MOUNTING:** Drywall ceiling, Grid ceiling


---

**FINISH:** Matte White, Aluminum, Matte Black



## Via Wall

1.5", 2", 3", 4", 5"



### LUMINAIRE ID

**VIA1.5W** - VIA 1.5" WALL  
**VIA2W** - VIA 2" WALL  
**VIA3W** - VIA 3" WALL  
**VIA4W** - VIA 4" WALL  
**VIA5W** - VIA 5" WALL

---

**DISTRIBUTION:** Direct, Direct/Indirect, Indirect

---

**DIRECT OPTIC:** HLO - High-Efficiency Lambertian Optic

---

**INDIRECT OPTIC:** WIO2 - Widespread Indirect Optic (Direct/Indirect Only), TIO - Translucent Indirect Optic, CLO - Clear Lambertian Optic

---

**LIGHT SOURCE:** Static White

---

**CRI:** 80+ CRI, 90+ CRI

---

**COLOR TEMPERATURE:** 2700K, 3000K, 3500K, 4000K, 5000K

---

**VOLTAGE:** 120V, 277V, UNV

---

**LUMINAIRE LENGTH:** Single units: 2' to 12',  
Continuous runs: lengths over 12'

---

**DRIVER:** 0-10V

---

**ELECTRICAL:** 1 circuit, 2 circuits, Multi Circuit, +EB/EM

---

**MOUNTING:** Drywall mounting bracket

---

**FINISH:** Matte White, Aluminum, Matte Black



## Via Perimeter Recessed

2", 3", 5"

Via Perimeter creates a continuously illuminated "slot" at the wall/ceiling intersection. Lighted corners with an adjustable end and middle sleeves are available. Via Perimeter installs in grid or drywall ceilings in a choice of three arrangements: level, shallow 1", and deep 3 ¼".



### LUMINAIRE ID

**V2PERL** - VIA 2 PERIMETER LEVEL  
**V2PERS** - VIA 2 PERIMETER SHALLOW  
**V2PERD** - VIA 2 PERIMETER DEEP  
**V3PERL** - VIA 3 PERIMETER LEVEL  
**V3PERS** - VIA 3 PERIMETER SHALLOW  
**V3PERD** - VIA 3 PERIMETER DEEP  
**V5PERL** - VIA 5 PERIMETER LEVEL  
**V5PERS** - VIA 5 PERIMETER SHALLOW  
**V5PERD** - VIA 5 PERIMETER DEEP

**DISTRIBUTION:** Direct

**OPTIC:** HLO - High-Efficiency Lambertian Optic,  
 MPO - Micro-Prismatic Optic

**LIGHT SOURCE:** Static White

**CRI:** 80+ CRI, 90+ CRI

**COLOR TEMPERATURE:** 2700K, 3000K, 3500K, 4000K, 5000K

**VOLTAGE:** 120V, 277V, UNV

**LUMINAIRE LENGTH:** Single units: 2' to 12',  
 Continuous runs: lengths over 12'

**DRIVER:** 0-10V

**ELECTRICAL:** 1 circuit, Multi Circuit, +EB/EM

**MOUNTING:** T-Regular, T-Bar, Screw Slot T-Bar, Trim, Trimless,  
 Drywall Mud Flange

**FINISH:** Matte White

**OPTIONS:** No end flanges, Flush end plates, Flexible whip cable,  
 Chicago Plenum



## Via 3 Skim Recessed

3"

Via Skim is designed to illuminate textured or polished vertical surfaces with a grazing light from the wall/ceiling intersection. Via Skim provides continuous illumination across the wall surface.



### LUMINAIRE ID

**V3SKIS** - VIA SKIM 3 RECESSED SHALLOW  
**V3SKID** - VIA SKIM 3 RECESSED DEEP

**DISTRIBUTION:** Direct

**OPTIC:** GRO - Grazing Reflector Optic

**LIGHT SOURCE:** Static White

**CRI:** 80+ CRI, 90+ CRI

**COLOR TEMPERATURE:** 2700K, 3000K, 3500K, 4000K, 5000K

**VOLTAGE:** 120V, 277V, UNV

**LUMINAIRE LENGTH:** Single units: 2' to 12',  
 Continuous runs: lengths over 12'

**DRIVER:** 0-10V

**ELECTRICAL:** 1 circuit, +EB/EM

**MOUNTING:** T-Regular, T-Bar, Screw Slot T-Bar, Drywall Trim,  
 Drywall Trimless, Drywall Mud Flange

**FINISH:** Matte White

**OPTIONS:** Flexible whip cable, Chicago Plenum



## Via 2 Prism Pendant

2"

Based on the design of our successful Via product line, the Via 2" Prism pushes technological boundaries with a Diamond Prism Optic™ (DPO™), a sophisticated innovation engineered to deliver soft, glare-free lighting that wraps around subjects casting subtle shadows.



LUMINAIRE ID

**VIA2PRP** - VIA 2" PRISM PENDANT

**DISTRIBUTION:** Direct, Direct/Indirect

**DIRECT OPTIC:** SDPO - Matte Silver Diamond Prism Optic, PDPO - Precision Specular Diamond Prism Optic, BDPO - Matte Black Diamond Prism Optic, WDPO - Matte White Diamond Prism Optic

**INDIRECT OPTIC:** WIO2 - Widespread Indirect Optic, TIO - Translucent Indirect Optic, WA12 - Widespread Asymmetric Indirect Optic

**LIGHT SOURCE:** Static White

**CRI:** 80+ CRI, 90+ CRI

**COLOR TEMPERATURE:** 2700K, 3000K, 3500K, 4000K, 5000K

**VOLTAGE:** 120V, 277V, UNV

**LUMINAIRE LENGTH:** Single units: 2' to 12',  
Continuous runs: lengths over 12'

**DRIVER:** 0-10V


**ELECTRICAL:** 1 circuit, 2 circuits, Multi Circuit, +EB/EM

**SUSPENSION:** Aircraft cable, Standard Stem


**FINISH:** Matte White, Aluminum, Matte Black

**OPTIONS:** Caddy Clip, Screw slots T-Bar.


### DPO™ FINISHES



PDPO



SDPO



BDPO



WDPO



# Via 2 Prism Recessed

2"



**LUMINAIRE ID**  
**VIA2PRR - VIA 2" PRISM RECESSED**

**DISTRIBUTION:** Direct

**DIRECT OPTIC:** SDPO - Matte Silver Diamond Prism Optic, PDPO - Precision Specular Diamond Prism Optic, BDPO - Matte Black Diamond Prism Optic, WDPO - Matte White Diamond Prism Optic

**LIGHT SOURCE:** Static White

**CRI:** 80+ CRI, 90+ CRI

**COLOR TEMPERATURE:** 2700K, 3000K, 3500K, 4000K, 5000K

**VOLTAGE:** 120V, 277V, UNV

**LUMINAIRE LENGTH:** Single units: 2' to 12', Continuous runs: lengths over 12'

**DRIVER:** 0-10V


**ELECTRICAL:** 1 circuit, Multi Circuit, +EB/EM

**MOUNTING:** T-Regular, T-Bar, Screw Slot T-Bar, Trim, Trimless, Drywall Mud Flange

**FINISH:** Matte White, Aluminum, Matte Black

**OPTIONS:** Flexible whip cable, Chicago Plenum

**DPO™ FINISHES**



# Via 2 Prism Surface

2"



**LUMINAIRE ID**  
**VIA2PRS - VIA 2" PRISM SURFACE**

**DISTRIBUTION:** Direct

**DIRECT OPTIC:** SDPO - Matte Silver Diamond Prism Optic, PDPO - Precision Specular Diamond Prism Optic, BDPO - Matte Black Diamond Prism Optic, WDPO - Matte White Diamond Prism Optic

**LIGHT SOURCE:** Static White

**CRI:** 80+ CRI, 90+ CRI

**COLOR TEMPERATURE:** 2700K, 3000K, 3500K, 4000K, 5000K

**VOLTAGE:** 120V, 277V, UNV

**LUMINAIRE LENGTH:** Single units: 2' to 12', Continuous runs: lengths over 12'


**DRIVER:** 0-10V

**ELECTRICAL:** 1 circuit, 2 circuits, Multi Circuit, +EB/EM

**MOUNTING:** Drywall ceiling, Grid ceiling

**FINISH:** Matte White, Aluminum, Matte Black

**DPO™ FINISHES**





## Walo Wall, Surface

Walo is a linear luminaire that casts light to either side, reflecting off of the adjacent surface. The resulting parallel bands of brightness – whether up-and-down or side-to-side – define and delineate walls and pathways. Walo can be used individually or in patterns, installing vertically or horizontally on walls and on ceilings.

### LUMINAIRE ID

**WALWDI** - WALO WALL DIRECT/INDIRECT

**WALS** - WALO SURFACE

**DISTRIBUTIONS:** Direct/Indirect

**OPTIC:** HLO - High-Efficiency Lambertian Optic

**LIGHT SOURCE:** Static White

**CRI:** 80+ CRI, 90+ CRI

**COLOR TEMPERATURE:** 2700K, 3000K, 3500K, 4000K, 5000K

**VOLTAGE:** 120V, 277V & UNV


**LUMINAIRE LENGTH:** Standard sections: 3', 4', 5', 8', 12'

**DRIVER:** 0-10V


**ELECTRICAL:** 1 circuit +EB/EM

**MOUNTING:** Drywall mounting bracket, Grid Ceiling (Surface)

**FINISH:** Matte White, Aluminum



### MOUNTING OPTIONS



Wall Vertical

Wall Horizontal

Surface

Walo , Wall Vertical





- Aera
- Aera Deep
- Cluster
- Recessed
- Ecana
- Livv & Livv Plus
- Voilà
- Voilà 4 Seal

# Downlights





## Aera Round Downlight

2", 3", 4"

Aera downlights are true to size and exude a minimalist aesthetic. They deliver outstanding performance, maximal eye comfort, and an industry-leading wall wash. Their versatility is unparalleled, with countless features and options to address any lighting project.

### LUMINAIRE ID

**AE2RR** - AERA 2" ROUND RECESSED

**AE3RR** - AERA 3" ROUND RECESSED

**AE4RR** - AERA 4" ROUND RECESSED

LIGHT SOURCE: Static White

OPTIC: Xpoint™

CONFIGURATION: Fixed

TRIM STYLE: Bevel Flanged trim, Bevel Trimless, Pinhole Flanged Trim, Pinhole Trimless

CRI: 80+ CRI, 90+ CRI, 95+ CRI

COLOR TEMPERATURE: 2200K, 2400K, 2700K, 3000K, 3500K, 4000K, 5000K

VOLTAGE: 120V, 277V, UNV

DRIVER: 0-10V

INSTALLATION TYPE: Open Frame Type Non-IC, Type-IC, Remodel Type Non-IC, Chicago Plenum Type-IC (CCEA)

MOUNTING: Adjustable Standard Bar Hangers, Flush Mount Bars, Adjustable Commercial Bar Hangers, Adjustable Hat Channel Bars, No bar hangers

BAFFLE FINISH: Matte White, Matte Black, Matte Silver

TRIM FLANGE FINISH: Matte White, Matte Black, Matte Silver



### OPTIONS



## Aera Square Downlight

2", 3", 4"

### LUMINAIRE ID

### LUMINAIRE ID

**AE2SR** - AERA 2" SQUARE RECESSED

**AE3SR** - AERA 3" SQUARE RECESSED

**AE4SR** - AERA 4" SQUARE RECESSED

LIGHT SOURCE: Static White

OPTIC: Xpoint™

CONFIGURATION: Fixed

TRIM STYLE: Bevel Flanged trim, Bevel Trimless

CRI: 80+ CRI, 90+ CRI, 95+ CRI

COLOR TEMPERATURE: 2200K, 2400K, 2700K, 3000K, 3500K, 4000K, 5000K

VOLTAGE: 120V, 277V, UNV


DRIVER: 0-10V

INSTALLATION TYPE: Open Frame Type Non-IC, Type-IC, Remodel Type Non-IC, Chicago Plenum Type-IC (CCEA)

MOUNTING: Adjustable Standard Bar Hangers, Flush Mount Bars, Adjustable Commercial Bar Hangers, Adjustable Hat Channel Bars, No bar hangers

BAFFLE FINISH: Matte White, Matte Black, Matte Silver

TRIM FLANGE FINISH: Matte White, Matte Black, Matte Silver



### OPTIONS





## Aera Round Downlight Wall Wash

2", 3", 4"

Aera downlights are true to size and exude a minimalist aesthetic. They deliver outstanding performance, maximal eye comfort, and an industry-leading wall wash. Their versatility is unparalleled, with countless features and options to address any lighting project.

### LUMINAIRE ID

**AE2RRWW** - AERA 2" ROUND RECESSED WALL WASH  
**AE3RRWW** - AERA 3" ROUND RECESSED WALL WASH  
**AE4RRWW** - AERA 4" ROUND RECESSED WALL WASH

LIGHT SOURCE: Static White

OPTIC: Xpoint™

CONFIGURATION: Wall Wash

TRIM STYLE: Flanged trim, Trimless drywall mudplate

CRI: 80+ CRI, 90+ CRI, 95+ CRI

COLOR TEMPERATURE: 2200K, 2400K, 2700K, 3000K, 3500K  
 4000K, 5000K

VOLTAGE: 120V, 277V, UNV

DRIVER: 0-10V

INSTALLATION TYPE: Open Frame Type Non-IC, Type-IC, Remodel Type  
 Non-IC, Chicago Plenum Type-IC (CCEA)

MOUNTING: Adjustable Standard Bar Hangers, Flush Mount Bars,  
 Adjustable Commercial Bar Hangers, Adjustable Hat Channel Bars,  
 No bar hangers

BAFFLE FINISH: Matte White, Matte Black, Matte Silver

TRIM FLANGE FINISH: Matte White, Matte Black, Matte Silver



### OPTIONS



Wall Wash  
Flanged Trim

Wall Wash  
Trimless



## Aera Square Downlight Wall Wash

2", 3", 4"

Aera downlights are true to size and exude a minimalist aesthetic. They deliver outstanding performance, maximal eye comfort, and an industry-leading wall wash. Their versatility is unparalleled, with countless features and options to address any lighting project.

### LUMINAIRE ID

**AE2SRWW** - AERA 2" SQUARE RECESSED WALL WASH  
**AE3SRWW** - AERA 3" SQUARE RECESSED WALL WASH  
**AE4SRWW** - AERA 4" SQUARE RECESSED WALL WASH

LIGHT SOURCE: Static White

OPTIC: Xpoint™

CONFIGURATION: Wall Wash

TRIM STYLE: Flanged trim, Trimless drywall mudplate

CRI: 80+ CRI, 90+ CRI, 95+ CRI

COLOR TEMPERATURE: 2200K, 2400K, 2700K, 3000K, 3500K  
 4000K, 5000K

VOLTAGE: 120V, 277V, UNV


DRIVER: 0-10V

INSTALLATION TYPE: Open Frame Type Non-IC, Type-IC, Remodel Type  
 Non-IC, Chicago Plenum Type-IC (CCEA)


MOUNTING: Adjustable Standard Bar Hangers, Flush Mount Bars,  
 Adjustable Commercial Bar Hangers, Adjustable Hat Channel Bars,  
 No bar hangers

BAFFLE FINISH: Matte White, Matte Black, Matte Silver

TRIM FLANGE FINISH: Matte White, Matte Black, Matte Silver



### OPTIONS



Wall Wash  
Flanged Trim

Wall Wash  
Trimless



## Aera Deep Round Downlight

2", 3"

Aera Deep downlights introduce a unique deep baffle feature to the Aera collection, available with a prism or smooth texture. This depth allows for an exceptionally low glare quality of light (UGR as low as 1) and a visually quiet ceiling. Aera Deep comes in square or round models and 2" or 3" apertures. The high-performance collection displays a precise coupling of optic and trim.

### LUMINAIRE ID

**AE2DRR** - AERA 2" DEEP ROUND RECESSED

**AE3DRR** - AERA 3" DEEP ROUND RECESSED



**LIGHT SOURCE:** Static White

**OPTIC:** Xpoint™, DPO

**CONFIGURATION:** Fixed

**TRIM STYLE:** Flanged trim, Trimless drywall mudplate

**CRI:** 80+ CRI, 90+ CRI, 95+ CRI

**COLOR TEMPERATURE:** 2200K, 2400K, 2700K, 3000K, 3500K, 4000K, 5000K

**VOLTAGE:** 120V, 277V, UNV


**DRIVER:** 0-10V

**INSTALLATION TYPE:** Open Frame Type Non-IC, Type-IC, Remodel Type Non-IC, Chicago Plenum Type-IC (CCEA)


**MOUNTING:** Adjustable Standard Bar Hangers, Flush Mount Bars, Adjustable Commercial Bar Hangers, Adjustable Hat Channel Bars, No bar hangers

**FINISH:** Matte White, Matte Black


### OPTIONS




Trim




Trimless




Matte Silver



Matte White



Precision Specular




Matte Black

### BAFFLE FINISH OPTIONS



## Aera Deep Square Downlight

2", 3"



### LUMINAIRE ID

**AE2DSR** - AERA 2" DEEP SQUARE RECESSED

**AE3DSR** - AERA 3" DEEP SQUARE RECESSED

**LIGHT SOURCE:** Static White

**OPTIC:** Xpoint™, DPO

**CONFIGURATION:** Fixed

**TRIM STYLE:** Flanged trim, Trimless drywall mudplate

**CRI:** 80+ CRI, 90+ CRI, 95+ CRI

**COLOR TEMPERATURE:** 2200K, 2400K, 2700K, 3000K, 3500K, 4000K, 5000K

**VOLTAGE:** 120V, 277V, UNV

**DRIVER:** 0-10V

**INSTALLATION TYPE:** Open Frame Type Non-IC, Type-IC, Remodel Type Non-IC, Chicago Plenum Type-IC (CCEA)


**MOUNTING:** Adjustable Standard Bar Hangers, Flush Mount Bars, Adjustable Commercial Bar Hangers, Adjustable Hat Channel Bars, No bar hangers

**FINISH:** Matte White, Matte Black

### OPTIONS




Trim




Trimless




Matte Silver



Matte White



Precision Specular



Matte Black

### BAFFLE FINISH OPTIONS



## Cluster Recessed Linear, Planar

1X1, 2x1, 3x1, 5x1, 10x1, 15x1,  
2x2, 3x3, 5x5

Clusters recessed downlights include linear downlights, planar downlights, and linear adjustable, all in various cell configurations. Downlights offer a choice of soft- and sharp-edge optics, multiple beam spreads and subtle aperture treatments.

### LUMINAIRE ID

**CLU01R** - CLUSTER 1X1 RECESSED  
**CLU02R** - CLUSTER 2X1 RECESSED  
**CLU03R** - CLUSTER 3X1 RECESSED  
**CLU05R** - CLUSTER 5X1 RECESSED  
**CLU10R** - CLUSTER 10X1 RECESSED  
**CLU15R** - CLUSTER 15X1 RECESSED  
**CLU22R** - CLUSTER 2X2 RECESSED  
**CLU33R** - CLUSTER 3X3 RECESSED  
**CLU55R** - CLUSTER 5X5 RECESSED

**LIGHT SOURCE:** Static White

**OPTIC:** Soft edge downlight, Sharp edge downlight,

**LOUVER:** Square, Hyperbolic

**LOUVER FINISH:** Matte White, Matte Black, Black Chrome

**CONFIGURATION:** Fixed

**TRIM STYLE:** Flanged trim Trimless drywall mudplate

**CRI:** 90+ CRI

**COLOR TEMPERATURE:** 2700K, 3000K, 3500K, 4000K, 5000K

**VOLTAGE:** 120V, 277V, UNV

**DRIVER:** 0-10V

**INSTALLATION TYPE:** Open frame type non-IC, Type-IC, Remodel Type Non-IC, Chicago Plenum

**MOUNTING:** Adjustable Standard Bar Hangers, Flush Mount Bars, Adjustable Commercial Bar Hangers, Adjustable Hat Channel Bars, No bar hangers

**FINISH:** Matte White, Matte Black



### OPTIONS



Linear

Planar



## Cluster Parabolic Recessed Linear, Planar

3x1, 5x1, 10x1, 15x1, 2x2

### LUMINAIRE ID

**CLU03RPAR** - CLUSTER 3X1 RECESSED PARABOLIC  
**CLU05RPAR** - CLUSTER 5X1 RECESSED PARABOLIC  
**CLU10RPAR** - CLUSTER 10X1 RECESSED PARABOLIC  
**CLU15RPAR** - CLUSTER 15X1 RECESSED PARABOLIC  
**CLU22RPAR** - CLUSTER 2X2 RECESSED PARABOLIC

**LIGHT SOURCE:** Static White

**OPTIC:** Parabolic

**LOUVER:** Parabolic

**LOUVER FINISH:** Matte White Parabolic Louver, Matte Black, Parabolic Louver, Matte Parabolic Louver, Specular Parabolic Louver

**CONFIGURATION:** Fixed

**TRIM STYLE:** Flanged trim Trimless drywall mudplate

**CRI:** 90+ CRI

**COLOR TEMPERATURE:** 2700K, 3000K, 3500K, 4000K, 5000K

**VOLTAGE:** 120V, 277V, UNV

**DRIVER:** 0-10V

**INSTALLATION TYPE:** Open frame type non-IC, Type-IC, Remodel Type Non-IC, Chicago Plenum

**MOUNTING:** Adjustable Standard Bar Hangers, Flush Mount Bars, Adjustable Commercial Bar Hangers, Adjustable Hat Channel Bars, No bar hangers

**FINISH:** Matte White, Matte Black



### OPTIONS



Linear

Planar



## Cluster Wall Wash Recessed Linear

3x1, 5x1, 10x1

### LUMINAIRE ID

**CLU03RWW** - CLUSTER 3X1 RECESSED WALL WASH

**CLU05RWW** - CLUSTER 5X1 RECESSED WALL WASH

**CLU10RWW** - CLUSTER 10X1 RECESSED WALL WASH

**LIGHT SOURCE:** Static White

**OPTIC:** Wall Wash

**LOUVER FINISH:** Matte White, Matte Black

**CONFIGURATION:** Fixed

**TRIM STYLE:** Flanged trim, Trimless drywall mudplate

**CRI:** 90+ CRI

**COLOR TEMPERATURE:** 2700K, 3000K, 3500K, 4000K, 5000K

**VOLTAGE:** 120V, 277V, UNV

**DRIVER:** 0-10V

**INSTALLATION TYPE:** Open frame type non-IC, Type-IC, Remodel Type Non-IC, Chicago Plenum

**MOUNTING:** Adjustable Standard Bar Hangers, Flush Mount Bars, Adjustable Commercial Bar Hangers, Adjustable Hat Channel Bars, No bar hangers

**FINISH:** Matte White, Matte Black



Cluster Recessed Linear  
Rutan & Tucker Legal Office Space  
Irvine, CA, USA





## Ecana Round Downlight

3", 4", 6"

Ecana celebrates the simplicity of minimalist design, artfully integrated with the most advanced optical system on the market: XPoint™ Refraction Technology. The collection's impressive performance and sophisticated options elevate small and large-scale projects with finely tuned lighting.

### LUMINAIRE ID

**EC3RR** - ECANA 3" ROUND RECESSED

**EC4RR** - ECANA 4" ROUND RECESSED

**EC6RR** - ECANA 6" ROUND RECESSED

**LIGHT SOURCE:** Static White

**OPTIC:** Xpoint™

**CONFIGURATION:** Fixed

**TRIM STYLE:** Flanged trim, Trimless drywall mudplate

**CRI:** 80+ CRI, 90,CRI, 95,CRI

**COLOR TEMPERATURE:** 2400K, 2700K, 3000K, 3500K  
4000K, 5000K

**VOLTAGE:** 120V, 277V, UNV

**DRIVER:** 0-10V

**INSTALLATION TYPE:** Open Frame Type Non-IC,Type-IC, Remodel Type Non-IC, Chicago Plenum Type-IC (CCEA)

**MOUNTING:** Adjustable Standard Bar Hangers, Flush Mount Bars, Adjustable Commercial Bar Hangers, Adjustable Hat Channel Bars, No bar hangers

**FINISH:** Matte White, Matte Black

**OPTION:** Wet location



## Ecana Square Downlight

3", 4", 6"

### LUMINAIRE ID

**EC3SR** - ECANA 3" SQUARE RECESSED

**EC4SR** - ECANA 4" SQUARE RECESSED

**EC6SR** - ECANA 6" SQUARE RECESSED

**LIGHT SOURCE:** Static White

**OPTIC:** Xpoint™

**CONFIGURATION:** Fixed

**TRIM STYLE:** Flanged trim, Trimless drywall mudplate

**CRI:** 80+ CRI, 90,CRI, 95,CRI

**COLOR TEMPERATURE:** 2400K, 2700K, 3000K, 3500K  
4000K, 5000K

**VOLTAGE:** 120V, 277V, UNV

**DRIVER:** 0-10V

**INSTALLATION TYPE:** Open Frame Type Non-IC,Type-IC, Remodel Type Non-IC, Chicago Plenum Type-IC (CCEA)

**MOUNTING:** Adjustable Standard Bar Hangers, Flush Mount Bars, Adjustable Commercial Bar Hangers, Adjustable Hat Channel Bars, No bar hangers

**FINISH:** Matte White, Matte Black

**OPTION:** Wet location





## Ecana Round Downlight Wall Wash

3", 4", 6"



### LUMINAIRE ID

**EC3RRWW** - ECANA 3" ROUND RECESSED WALL WASH

**EC4RRWW** - ECANA 4" ROUND RECESSED WALL WASH

**EC6RRWW** - ECANA 6" ROUND RECESSED WALL WASH

**LIGHT SOURCE:** Static White

**OPTIC:** Xpoint™

**CONFIGURATION:** Wall Wash

**TRIM STYLE:** Flanged trim, Trimless drywall mudplate

**CRI:** 80+ CRI, 90,CRI, 95,CRI

**COLOR TEMPERATURE:** 2400K, 2700K, 3000K, 3500K  
4000K, 5000K

**VOLTAGE:** 120V, 277V, UNV

**DRIVER:** 0-10V

**INSTALLATION TYPE:** Open Frame Type Non-IC,Type-IC, Remodel Type  
Non-IC, Chicago Plenum Type-IC (CCEA)

**MOUNTING:** Adjustable Standard Bar Hangers, Flush Mount Bars,  
Adjustable Commercial Bar Hangers, Adjustable Hat Channel Bars,  
NA - No bar hangers

**FINISH:** Matte White, Matte Black, Specular, Semi-specular



## Ecana Square Downlight Wall Wash

3", 4", 6"



### LUMINAIRE ID

**EC3SRWW** - ECANA 3" SQUARE RECESSED WALL WASH

**EC4SRWW** - ECANA 4" SQUARE RECESSED WALL WASH

**EC6SRWW** - ECANA 6" SQUARE RECESSED WALL WASH

**LIGHT SOURCE:** Static White

**OPTIC:** Xpoint™

**CONFIGURATION:** Wall Wash

**TRIM STYLE:** Flanged trim, Trimless drywall mudplate

**CRI:** 80+ CRI, 90,CRI, 95,CRI

**COLOR TEMPERATURE:** 2400K, 2700K, 3000K, 3500K  
4000K, 5000K

**VOLTAGE:** 120V, 277V, UNV

**DRIVER:** 0-10V


**INSTALLATION TYPE:** Open Frame Type Non-IC,Type-IC, Remodel Type  
Non-IC, Chicago Plenum Type-IC (CCEA)

**MOUNTING:** Adjustable Standard Bar Hangers, Flush Mount Bars,  
Adjustable Commercial Bar Hangers, Adjustable Hat Channel Bars,  
NA - No bar hangers

**FINISH:** Matte White, Matte Black, Specular, Semi-specular



Ecana 6", trimless





## Livv

2.5", 3.5"

Livv and Livv Plus share the same architectural look below the ceiling, with two engineered options tailored to different application needs. They combine all the essentials with refined architectural form, and they're built for scale.



### LUMINAIRE ID

**LV3.5RR** - LIVV 3.5" ROUND RECESSED  
**LV3.5RRA** - LIVV 3.5" ROUND RECESSED ADJUSTABLE  
**LV3.5RRWW** - LIVV 3.5" ROUND RECESSED WALL WASH

LIGHT SOURCE: Static White

OPTIC: LivvCore™

CONFIGURATION: Fixed, Adjustable, Wall Wash

TRIM STYLE: Flanged trim, Drop Trim, Trimless drywall mudplate, Flanged trim wall wash

CRI: 90+ CRI

COLOR TEMPERATURE: 2700K, 3000K, 3500K

VOLTAGE: 120V

DRIVER: 0-10V

INSTALLATION TYPE: Remodel Type Non-IC, Remodel pre-mount plate, Type-IC, Chicago Plenum Type-IC (CCEA)

MOUNTING: Adjustable Standard Bar Hangers, Flush Mount Bars, Adjustable Commercial Bar Hangers, Adjustable Hat Channel Bars, NA - No bar hangers

FINISH: Matte White, Matte Black

OPTION: Wet location

### OPTIONS



## Livv Plus

2.5", 3.5"



### LUMINAIRE ID

**LVP3.5RR** - LIVV PLUS 3.5" ROUND RECESSED  
**LVP3.5RRA** - LIVV PLUS 3.5" ROUND RECESSED ADJUSTABLE  
**LVP3.5RRWW** - LIVV PLUS 3.5" ROUND RECESSED WALL WASH

LIGHT SOURCE: Static White

OPTIC: LivvCore™

CONFIGURATION: Fixed, Adjustable, Wall Wash

TRIM STYLE: Flanged trim, Drop Trim, Trimless drywall mudplate, Flanged trim wall wash

CRI: 90+ CRI

COLOR TEMPERATURE: 2700K, 3000K, 3500K

VOLTAGE: 120V

DRIVER: 0-10V

INSTALLATION TYPE: Remodel Type Non-IC, Remodel pre-mount plate, Type-IC, Chicago Plenum Type-IC (CCEA)

MOUNTING: Adjustable Standard Bar Hangers, Flush Mount Bars, Adjustable Commercial Bar Hangers, Adjustable Hat Channel Bars, NA - No bar hangers

FINISH: Matte White, Matte Black

OPTION: Wet location

### OPTIONS





## Voilà Round Downlight Fixed, Adjustable

2", 4"

Elegant and refined with adjustable or fixed optics, Voilà downlights and wall washers provide adjustable illumination and consistent uniformity. Their low glare rating makes them as functional in high-performance office spaces as in art galleries, retail or residential settings. And, with a field-interchangeable beam, they're as refined on the inside as they are on the outside.

### LUMINAIRE ID

**VO2RR** - VOILÀ 2" ROUND RECESSED

**VO4RR** - VOILÀ 4" ROUND RECESSED

**LIGHT SOURCE:** Static White

**OPTIC:** Hyflex™

**CONFIGURATION:** Fixed, Adjustable

**TRIM STYLE:** Flanged trim Trimless drywall mudplate

**CRI:** 80+ CRI, 90+ CRI, 95+ CRI

**COLOR TEMPERATURE:** 2700K, 3000K, 3500K, 4000K, 5000K

**VOLTAGE:** 120V, 277V, UNV

**DRIVER:** 0-10V

**INSTALLATION TYPE:** Open frame type non-IC, IC rated, Chicago Plenum

**MOUNTING:** Adjustable Standard Bar Hangers, Flush Mount Bars, Adjustable Commercial Bar Hangers, Adjustable Hat Channel Bars, NA - No bar hangers

**FINISH:** Matte White, Matte Black



### OPTIONS

### OPTIONS FOR VOILÀ 2, FIXED



Trim

Trimless

Trim Deep

Trimless Deep



## Voilà Square Downlight Fixed, Adjustable

2", 4"

Elegant and refined with adjustable or fixed optics, Voilà downlights and wall washers provide adjustable illumination and consistent uniformity. Their low glare rating makes them as functional in high-performance office spaces as in art galleries, retail or residential settings. And, with a field-interchangeable beam, they're as refined on the inside as they are on the outside.

### LUMINAIRE ID

**VO2SR** - VOILÀ 2" SQUARE RECESSED

**VO4SR** - VOILÀ 4" SQUARE RECESSED

**LIGHT SOURCE:** Static White

**OPTIC:** Hyflex™

**CONFIGURATION:** Fixed, Adjustable

**TRIM STYLE:** Flanged trim Trimless drywall mudplate

**CRI:** 80+ CRI, 90+ CRI, 95+ CRI

**COLOR TEMPERATURE:** 2700K, 3000K, 3500K, 4000K, 5000K


**VOLTAGE:** 120V, 277V, UNV

**DRIVER:** 0-10V

**INSTALLATION TYPE:** Open frame type non-IC, IC rated, Chicago Plenum

**MOUNTING:** Adjustable Standard Bar Hangers, Flush Mount Bars, Adjustable Commercial Bar Hangers, Adjustable Hat Channel Bars, NA - No bar hangers

**FINISH:** Matte White, Matte Black



### OPTIONS

### OPTIONS FOR VOILÀ 2, FIXED



Trim

Trimless

Trim Deep

Trimless Deep



## Voilà Round Downlight Wall Wash

2", 4"



### LUMINAIRE ID

**VO2RRWW** - VOILÀ 2" ROUND RECESSED WALL WASH

**VO4RRWW** - VOILÀ 4" ROUND RECESSED WALL WASH

SIZE: Ø 2", Ø 4"

LIGHT SOURCE: Static White

OPTIC: Hyflex™

CONFIGURATION: Wall Wash

TRIM STYLE: Flanged trim Trimless drywall mudplate

CRI: 80+ CRI, 90+ CRI, 95+ CRI

COLOR TEMPERATURE: 2700K, 3000K, 3500K, 4000K, 5000K

VOLTAGE: 120V, 277V, UNV


DRIVER: 0-10V

INSTALLATION TYPE: Open frame type non-IC, IC rated,  
Chicago Plenum

MOUNTING: Adjustable Standard Bar Hangers, Flush Mount Bars,  
Adjustable Commercial Bar Hangers, Adjustable Hat Channel Bars,  
NA - No bar hangers

FINISH: Matte White, Matte Black

### OPTIONS



Wall Wash Trim




Wall Wash Trimless



## Voilà Square Downlight Wall Wash

2", 4"



### LUMINAIRE ID

**VO2SRWW** - VOILÀ 2" SQUARE RECESSED WALL WASH

**VO4SRWW** - VOILÀ 4" SQUARE RECESSED WALL WASH

SIZE: 2", 4"

LIGHT SOURCE: Static White

OPTIC: Hyflex™

CONFIGURATION: Wall Wash

TRIM STYLE: Flanged trim Trimless drywall mudplate

CRI: 80+ CRI, 90+ CRI, 95+ CRI

COLOR TEMPERATURE: 2700K, 3000K, 3500K, 4000K, 5000K

VOLTAGE: 120V, 277V, UNV


DRIVER: 0-10V

INSTALLATION TYPE: Open frame type non-IC, IC rated,  
Chicago Plenum

MOUNTING: Adjustable Standard Bar Hangers, Flush Mount Bars,  
Adjustable Commercial Bar Hangers, Adjustable Hat Channel Bars,  
NA - No bar hangers

FINISH: Matte White, Matte Black

### OPTIONS



Wall Wash Trim



Wall Wash Trimless



## Voilà 4 Seal

4"

Voilà Seal is a class of downlights featuring precision optics, outstanding quality of light, and robust, userfriendly construction for Healthcare spaces. The gasketed and sealed trim is IP64 rated.

LUMINAIRE ID

**VO4SEALRR** - VOILÀ 4" SEAL ROUND RECESSED



IP-RATING: IP64

SIZE: Ø 4"

LIGHT SOURCE: Static White

OPTIC: Hyflex™

CONFIGURATION: Fixed

TRIM STYLE: Gasketed trim, Gasketed and tamper-resistant trim

LENS: PCL - Clear polycarbonate impact-resistant lens

CRI: 80+ CRI, 90+ CRI, 95+ CRI

COLOR TEMPERATURE: 2400K, 2700K, 3000K, 3500K, 4000K, 5000K

VOLTAGE: 120V, 277V, UNV

DRIVER: 0-10V

INSTALLATION TYPE: Open frame type non-IC, IC rated, Chicago Plenum

MOUNTING: Adjustable Standard Bar Hangers, Flush Mount Bars, Adjustable Commercial Bar Hangers, Adjustable Hat Channel Bars

FINISH: Matte White, Matte Black

OPTION: Hex Louver, Linear Spread

Voilà 4 Seal  
Sherbrooke University Hospital Centre,  
Sherbrooke, Quebec, Canada



Aera Cylinders  
Voilà Cylinders and Cuboids

# Cylinder/Cuboid



Aera 3" cylinders  
Kraft Heinz Canadian  
Headquarters, Toronto, Ontario



## Aera Cylinders Pendant

2",3",4"

True-to-size with a versatile minimalist aesthetic, Aera Cylinder luminaires are high-performance fixtures, delivering visually comfortable lighting suitable for a wide range of applications.

### LUMINAIRE ID

**AE2CYP** - AERA 2" CYLINDER PENDANT

**AE3CYP** - AERA 3" CYLINDER PENDANT

**AE4CYP** - AERA 4" CYLINDER PENDANT

**DISTRIBUTION:** Direct, Direct/Indirect

**SIZE:** Ø 2", Ø 3", Ø 4"

**HEIGHT:** 4" (direct only), 6" (direct/indirect only), 8", 12"

**LENS:** SDL - Soft diffused lens, Solite

**OPTIC:** XPoint™

**LIGHT SOURCE:** Static White

**CRI:** 80+ CRI, 90+ CRI, 95+ CRI

**COLOR TEMPERATURE:** 2200K, 2400K, 2700K, 3000K, 3500K, 4000K, 5000K

**VOLTAGE:** 120V, 277V, UNV

**DRIVER:** 0-10V

**ELECTRICAL:** 1 circuit, 2 circuits

**SUSPENSION:** Power Cord

**MOUNTING:** Flat, Conduit, Direct, Deep

**FINISH:** Matte White, Matte Black



### SIZES OPTIONS





## Aera Cylinders Surface

2",3",4"



### LUMINAIRE ID

**AE2CYS** - AERA 2" CYLINDER SURFACE

**AE3CYS** - AERA 3" CYLINDER SURFACE

**AE4CYS** - AERA 4" CYLINDER SURFACE

**DISTRIBUTION:** Direct

**SIZE:** Ø 2", Ø 3", Ø 4"

**HEIGHT:** 4", 8", 12"

**LENS:** SDL - Soft diffused lens, Solite

**OPTIC:** XPoint™

**LIGHT SOURCE:** Static White

**CRI:** 80+ CRI, 90+ CRI, 95+ CRI

**COLOR TEMPERATURE:** 2200K, 2400K, 2700K, 3000K, 3500K, 4000K, 5000K

**VOLTAGE:** 120V, 277V, UNV

**DRIVER:** 0-10V

**ELECTRICAL:** 1 circuit, 2 circuits

**MOUNTING:** Flat, Conduit, Direct

**FINISH:** Matte White, Matte Black

### SIZES OPTIONS



2"

3"

4"



## Aera Cylinders Wall

2",3",4"



### LUMINAIRE ID

**AE2CYW** - AERA 2" CYLINDER WALL

**AE3CYW** - AERA 3" CYLINDER WALL

**AE4CYW** - AERA 4" CYLINDER WALL

**DISTRIBUTION:** Direct, Direct/Indirect

**SIZE:** Ø 2", Ø 3", Ø 4"

**HEIGHT:** 6", 8", 12"

**LENS:** SDL - Soft diffused lens, Solite

**OPTIC:** XPoint™

**LIGHT SOURCE:** Static White

**CRI:** 80+ CRI, 90+ CRI, 95+ CRI

**COLOR TEMPERATURE:** 2200K, 2400K, 2700K, 3000K, 3500K, 4000K, 5000K

**VOLTAGE:** 120V, 277V, UNV

**DRIVER:** 0-10V

**ELECTRICAL:** 1 circuit, 2 circuits

**SUSPENSION:** Power Cord

**MOUNTING:** Flat, Direct

**FINISH:** Matte White, Matte Black

### SIZES OPTIONS



2"

3"

4"



## Voilà Cylinders Pendant

2", 4"

Voilà Cylinder-Cuboids feature innovative HyFlex™ optics for precise beam control. On their own as a powerful statement luminaire, or integrated into a comprehensive interior design scheme, Voilà Cylinder-Cuboids offer minimalist elegance with maximum optic performance.

### LUMINAIRE ID

**VO2CYP** - VOILÀ 2" CYLINDER PENDANT

**VO4CYP** - VOILÀ 4" CYLINDER PENDANT

**DISTRIBUTION:** Direct

**SIZE:** Ø 2", Ø 4"

**HEIGHT:** 4.5", 6", 9"

**LENS:** SDL - Soft diffused lens

**OPTIC:** Hyflex™

**LIGHT SOURCE:** Static White

**CRI:** 80+ CRI, 90+ CRI, 95+ CRI

**COLOR TEMPERATURE:** 2700K, 3000K, 3500K, 4000K, 5000K

**VOLTAGE:** 120V, 277V, UNV

**DRIVER:** 0-10V


**ELECTRICAL:** 1 circuit

**SUSPENSION:** Power Cord, Standard Stem


**MOUNTING:** Flat, Conduit, Direct

**FINISH:** Matte White, Matte Black

**OPTION:** Hex Louver



### SIZE OPTIONS



2"

4"



## Voilà Cylinders Surface

2", 4"

### LUMINAIRE ID

**VO2CYS** - VOILÀ 2" CYLINDER SURFACE

**VO4CYS** - VOILÀ 4" CYLINDER SURFACE

**DISTRIBUTION:** Direct

**SIZE:** Ø 2", Ø 4"

**HEIGHT:** 4.5", 6", 9"

**LENS:** SDL - Soft diffused lens

**OPTIC:** Hyflex™

**LIGHT SOURCE:** Static White

**CRI:** 80+ CRI, 90+ CRI, 95+ CRI

**COLOR TEMPERATURE:** 2700K, 3000K, 3500K, 4000K, 5000K

**VOLTAGE:** 120V, 277V, UNV

**DRIVER:** 0-10V

**ELECTRICAL:** 1 circuit


**MOUNTING:** Junction Box, Conduit, Direct

**FINISH:** Matte White, Matte Black

**OPTION:** Hex Louver



### SIZE OPTIONS




2"

4"



## Voilà 4 Cuboid Pendant

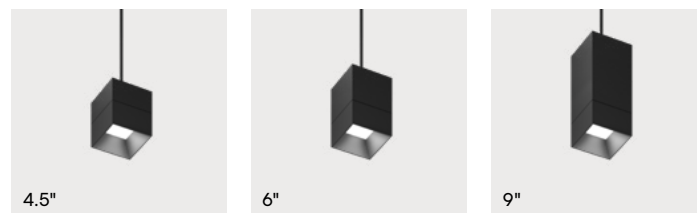
4"



LUMINAIRE ID  
VO4CUP - VOILÀ 4" CUBOID PENDANT

DISTRIBUTION: Direct  
 SIZE: 4"  
 HEIGHT: 4.5", 6", 9"  
 LENS: SDL - Soft diffused lens  
 OPTIC: Hyflex™  
 LIGHT SOURCE: Static White  
 CRI: 80+ CRI, 90+ CRI, 95+ CRI  
 COLOR TEMPERATURE: 2700K, 3000K, 3500K, 4000K, 5000K  
 VOLTAGE: 120V, 277V, UNV  
 DRIVER: 0-10V  
 ELECTRICAL: 1 circuit  
 SUSPENSION: Power Cord, Standard Stem  
 MOUNTING: Flat, Conduit, Direct  
 FINISH: Matte White, Matte Black  
 OPTION: Hex Louver

### HEIGHT OPTIONS



4.5"


6"

9"



## Voilà 4 Cuboid Surface

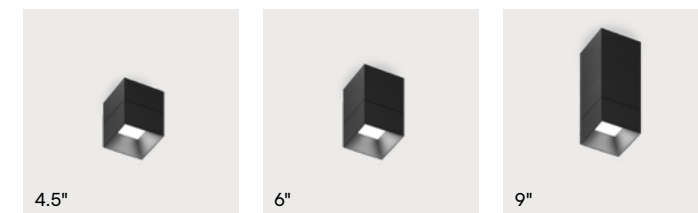
4"



LUMINAIRE ID  
VO4CUS - VOILÀ 4" CUBOID SURFACE

DISTRIBUTION: Direct  
 SIZE: 4"  
 HEIGHT: 4.5", 6", 9"  
 LENS: SDL - Soft diffused lens  
 OPTIC: Hyflex™  
 LIGHT SOURCE: Static White  
 CRI: 80+ CRI, 90+ CRI, 95+ CRI  
 COLOR TEMPERATURE: 2700K, 3000K, 3500K, 4000K, 5000K  
 VOLTAGE: 120V, 277V, UNV  
 DRIVER: 0-10V  
 ELECTRICAL: 1 circuit  
 MOUNTING: Junction Box, Conduit, Direct  
 FINISH: Matte White, Matte Black  
 OPTION: Hex Louver

### HEIGHT OPTIONS



4.5"

6"

9"



Pop Color      Rim Round  
 Pop Core      Rim Air Round  
 Pop Recessed    Togo



# Arch. Decorative



Togo Collection



## Pop Color

Ø 12", Ø 24", Ø 36"  
1'x1', 2'x2'

Pop Color features a 4.75" deep painted housing with a uniformly luminous diffuser that sits flush or drops up to 4" below the ceiling. The diffuser and light engine form a fully enclosed unit secured by a twist-and-lock mechanism for easy maintenance, with no exposed hardware.


### LUMINAIRE ID

**PCROP** - POP COLOR ROUND PENDANT  
**PCROS** - POP COLOR ROUND SURFACE  
**PCSQP** - POP COLOR SQUARE PENDANT  
**PCSQS** - POP COLOR SQUARE SURFACE

**DISTRIBUTION:** Direct, Direct/Indirect  
**SIZE:** Ø 12", Ø 24", Ø 36", 1'x1', 2'x2'  
**LENS:** Flush  
**OPTIC:** ULO - Uniform Lambertian Optic  
**LIGHT SOURCE:** Static White  
**CRI:** 80+ CRI, 90+ CRI  
**COLOR TEMPERATURE:** 2700K, 3000K, 3500K, 4000K, 5000K  
**VOLTAGE:** 120V, 277V, UNV  
**DRIVER:** 0-10V  
**ELECTRICAL:** 1 circuit +EB  
**MOUNTING:** Pendant, Surface Mount  
**FINISH:** Matte White, Matte Black, Aluminum, Standard Colors



### COLOR OPTIONS



RAL 2004 - Orange

RAL 6018 - Green

RAL 4010 - Magenta

RAL 5002 - Blue

RAL 1028 - Yellow

RAL 3020 - Red



Pop Color, multiple sizes  
 De la Croisée Elementary School  
 Sherbrooke, Québec, Canada


Drop lens not available with LumenXpress



## Pop Core

Ø 12", Ø 24", Ø 36"  
1'x1', 2'x2'

Pop Core features a simple, uniformly luminous diffuser and delivers up to 131 lm/W. The diffuser and light engine form a fully enclosed unit secured by a twist-and-lock mechanism for easy maintenance, with no exposed hardware.



### LUMINAIRE ID

**POROPD** - POP ROUND PENDANT DIRECT  
**POROPDI** - POP ROUND PENDANT DIRECT/INDIRECT  
**POROS** - POP ROUND SURFACE-WALL  
**POSQPD** - POP SQUARE PENDANT DIRECT  
**POSQPDI** - POP SQUARE PENDANT DIRECT/INDIRECT  
**POSQS** - POP SQUARE SURFACE-WALL

**DISTRIBUTION:** Direct, Direct/Indirect

**SIZE:** Ø 12", Ø 24", Ø 36", 1'x1', 2'x2'

**OPTIC:** ULO - Uniform Lambertian Optic

**LIGHT SOURCE:** Static White

**CRI:** 80+ CRI, 90+ CRI

**COLOR TEMPERATURE:** 3000K, 3500K, 4000K, 5000K

**VOLTAGE:** 120V, 277V, UNV

**DRIVER:** 0-10V


**ELECTRICAL:** 1 circuit +EB

**MOUNTING:** Pendant, Wall, Surface Mount

**FINISH:** Matte White

**OPTIONS:** Caddy Clip

### SHAPE OPTIONS



Round


Square



## Pop Recessed

Ø 12", Ø 24", Ø 36"  
1'x1', 2'x2'

Pop Recessed features a uniformly luminous diffuser that sits flush with the ceiling. The diffuser and light engine form a fully enclosed unit, secured by a twist-and-lock mechanism for easy maintenance with no exposed hardware. Pop Recessed delivers up to 114 lm/W and installs in both grid and gypsum board ceilings.



### LUMINAIRE ID

**POROR** - POP ROUND RECESSED  
**POSQR** - POP SQUARE RECESSED

**SIZE:** Ø 12", Ø 24", Ø 36", 1'x1', 2'x2'

**LENS:** Flush

**OPTIC:** ULO - Uniform Lambertian Optic

**LIGHT SOURCE:** Static White

**CRI:** 80+ CRI, 90+ CRI

**COLOR TEMPERATURE:** 2700K, 3000K, 3500K, 4000K, 5000K

**VOLTAGE:** 120V, 277V, UNV


**DRIVER:** 0-10V

**ELECTRICAL:** 1 circuit +EB

**MOUNTING:** T-Regular, T-Bar, Screw slot T-Bar, Drywall Trim

**FINISH:** Matte White

### SHAPE OPTIONS



Round

Square



## Rim Round Pendant

24", 36", 48", 60", 72"

Rim Round fixtures are decorative with a sleek profile suitable in any interior environment, especially when combined with general lighting, wall wash, and/or perimeter effects. Rim Round is equipped with LED arrays illuminating inward from its circular housing.

### LUMINAIRE ID

**RIMRP** - RIM ROUND PENDANT

**DISTRIBUTION:** Direct/Indirect  
**SIZE:** 24", 36", 48", 60", 72"  
**OPTIC:** ULO - Uniform Lambertian Optic  
**LIGHT SOURCE:** Static White  
**CRI:** 90+ CRI  
**COLOR TEMPERATURE:** 2700K, 3000K, 3500K, 4000K  
**VOLTAGE:** 120V, 277V, UNV  
**DRIVER:** 0-10V  
**ELECTRICAL:** 1 circuit  
**MOUNTING:** Pendant  
**FINISH:** Matte White, Matte Black



## Rim Air Round Pendant

24", 36", 48"

Available in three standard sizes, from 24" to 48" diameter, Rim Air Round fixtures are vertical counterparts of horizontal Rim Round models. They are decorative with a sleek profile suitable in any interior environment, especially when combined with general lighting, wall wash, and/or perimeter effects. Rim Air Round is equipped with LED arrays illuminating inward from its circular housing.

### LUMINAIRE ID

**RIMARP** - RIM AIR ROUND PENDANT

**DISTRIBUTION:** Direct/Indirect  
**SIZE:** 24", 36", 48"  
**OPTIC:** ULO - Uniform Lambertian Optic  
**LIGHT SOURCE:** Static White  
**CRI:** 90+ CRI  
**COLOR TEMPERATURE:** 2700K, 3000K, 3500K, 4000K  
**VOLTAGE:** 120V, 277V, UNV  
**DRIVER:** 0-10V  
**ELECTRICAL:** 1 circuit  
**MOUNTING:** Pendant  
**FINISH:** Matte White, Matte Black





# Togo Pendant

18", 24", 36", 48"

Togo provides generous ambient illumination from a minimal and elegant ring form. Nestled in a crisp 4" high opaque band, the distinctive, annular diffuser glows inwardly.



LUMINAIRE ID  
**TOGP** - TOGO PENDANT


DISTRIBUTION: Direct/Indirect  
 SIZE: 18", 24", 36", 48"  
 OPTIC: ULO - Uniform Lambertian Optic  
 LIGHT SOURCE: Static White  
 CRI: 90+ CRI  
 COLOR TEMPERATURE: 2700K, 3000K, 3500K, 4000K  
 VOLTAGE: 120V, 277V, UNV  
 DRIVER: 0-10V  
 ELECTRICAL: 1 circuit +EB  
 MOUNTING: Pendant  
 FINISH: Matte White, Matte Black, Aluminum, Standard Colors

## COLOR OPTIONS



# Togo Wall


18", 24"



LUMINAIRE ID  
**TOGW** - TOGO WALL

DISTRIBUTION: Direct/Indirect  
 SIZE: 18", 24"  
 OPTIC: ULO - Uniform Lambertian Optic  
 LIGHT SOURCE: Static White  
 CRI: 90+ CRI  
 COLOR TEMPERATURE: 2700K, 3000K, 3500K, 4000K  
 VOLTAGE: 120V, 277V, UNV  
 DRIVER: 0-10V  
 ELECTRICAL: 1 circuit  
 MOUNTING: Mounting back plate  
 FINISH: Matte White, Matte Black, Aluminum, Standard Colors

## COLOR OPTIONS





Alcove  
Alcove Ramp  
Evoq

# Cove



Alcove  
The Christ Hospital – Neonatology  
Cincinnati, Ohio, U.S.





# Alcove

Alcove is a compact, high-performance luminaire providing efficient asymmetric light distribution delivering optimal ceiling illumination with peak intensity of 110°, adjustable optics, light output from 350-1200 lm/ft, and efficacy up to 134 lm/W. Fixtures can be installed into site-built coves and other architectural enclosures as individual luminaires, or in continuous runs with quick-connect wiring.




LUMINAIRE ID  
**ALC - ALCOVE**

- OPTIC: APO - Adjustable Asymmetric Projecting Optic
- LIGHT SOURCE: Static White
- CRI: 80+ CRI, 90+ CRI
- COLOR TEMPERATURE: 2700K, 3000K, 3500K, 4000K, 5000K
- LUMINAIRE LENGTH: Individual Units, Continuous Runs
- VOLTAGE: 120V, 277V, UNV
- DRIVER: 0-10V
- ELECTRICAL: 1 circuit +EB/EM
- MOUNTING: Cove Horizontal, Cove Vertical
- FINISH: Matte White



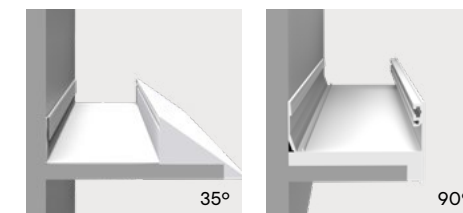
# Alcove Ramp



LUMINAIRE ID  
**ALCRA - ALCOVE RAMP**

- RAMP LENGTH: Standard Sections, Continuous Runs
- CORNER TYPE: 90°
- MOUNTING: Cove
- FINISH: Unfinished

## ANGLE RAMP OPTIONS





## Evoq

Evoq is a modular cove lighting system offering a variety of mounting options and optics—Asymmetric Narrow Optic (ANO), Asymmetric Wide Optic (AWO), Symmetric Narrow Optic (SNO), and Symmetric Wide Optic (SWO). Fixtures are available in 12", 18", and 48" lengths and deliver powerful illumination up to 1200 lm/ft, ranging from 3W to 12W, with ramps that follow the cove form to conceal all wiring. Evoq is quick to install and can be field-cut to fit coves of any size.



### LUMINAIRE ID

**EVOQLIN** - EVOQ LINEAR

**EVOQPAT** - EVOQ PATTERN WITH STRAIGHT CORNERS

**OPTIC:** ANO - Asymmetric Narrow Optic, AWO - Asymmetric Wide Optic, SNO - Symmetric Narrow Optic, SWO - Symmetric Wide Optic

**LIGHT SOURCE:** Static White

**CRI:** 80+ CRI, 90+ CRI

**COLOR TEMPERATURE:** 2200K, 2700K, 3000K, 3500K, 4000K, 5000K

**LUMINAIRE LENGTH:** Specify nominal length (#) in 1' and/or 1" increments

**VOLTAGE:** 120V, 277V, UNV

**DRIVER:** 0-10V

**ELECTRICAL:** 1 circuit

**MOUNTING:** Mud-in, Direct Mount, Rail for existing coves

**MOUNTING FINISH:** Unfinished, Matte White



Evoq Pattern with straight corners



Cava-T  
Nova  
Primo  
Vega

# Arch. Troffers



Nova 1x4  
Lasalle High School  
LaSalle, Québec, Canada



# Cava-T

2'x2'

Cava-T provides a pleasant canopy of gentle luminescence that brightens everyday workspaces and other areas needing a warm colorful array. Ideal for educational settings, offices, and healthcare applications where modular recessed luminaires are required.



## LUMINAIRE ID

CATR - CAVA-T RECESSED

SIZE: 2'x2'

OPTIC: RLO-Reduced Luminance Optic

LIGHT SOURCE: Static White

CRI: 80+ CRI, 90+ CRI

COLOR TEMPERATURE: 2700K, 3000K, 3500K, 4000K, 5000K

VOLTAGE: 120V, 277V, UNV

DRIVER: 0-10V

ELECTRICAL: 1 circuit +EB

MOUNTING: T-Regular, T-Bar, Screw slot T-Bar, Drywall kit

FINISH: Matte White

CONTROLS: Individual Daylight, Occupancy Sensors

OPTIONS: Flexible whip cable, Chicago Plenum

## MOUNTING OPTIONS



Grid Ceiling



Drywall Ceiling





## Nova Recessed

1'x4', 2'x2', 2'x4'

Nova is an efficient architectural troffer with a distinctive luminous shielding that distributes gentle brightness from the sides of its central optical element. Using advanced engines, Nova provides highly efficient illumination and offers comprehensive ceiling, electrical, and controls options in 2x2, 1x4, and 2x4 sizes. Available with both Flat and Slope side diffusers.

### LUMINAIRE ID

**NOVRF** - NOVA RECESSED FLAT

**NOVRS** - NOVA RECESSED SLOPE

SIZE: 1'x4', 2'x2', 2'x4'

CENTER OPTIC: PMO—Precision Micro-Prism Optic

SIDE OPTIC: HLO—High Efficiency Lambertian Optic

LIGHT SOURCE: Static White

CRI: 80+ CRI, 90+ CRI

COLOR TEMPERATURE: 2700K, 3000K, 3500K, 4000K, 5000K

VOLTAGE: 120V, 277V, UNV

DRIVER: 0-10V

ELECTRICAL: 1 circuit +EB

MOUNTING: T-Regular, T-Bar, Screw slot T-Bar

FINISH: Matte White, Aluminum, Matte Black

CONTROLS: Individual Daylight, Occupancy Sensors

OPTIONS: Flexible whip cable, Chicago Plenum



### SIDE DIFFUSERS OPTIONS



Flat

Slope



## Nova Surface

1'x4', 2'x2', 2'x4'

### LUMINAIRE ID

**NOVSF** - NOVA SURFACE FLAT

**NOVSS** - NOVA SURFACE SLOPE

SIZE: 1'x4', 2'x2', 2'x4'

CENTER OPTIC: PMO - Precision Micro-Prise Optic

SIDE OPTIC: HLO - High Efficiency Lambertian Optic

LIGHT SOURCE: Static White

CRI: 80+ CRI, 90+ CRI, 95+ CRI

COLOR TEMPERATURE: 2700K, 3000K, 3500K, 4000K, 5000K

VOLTAGE: 120V, 277V, UNV

DRIVER: 0-10V

ELECTRICAL: 1 circuit +EB

MOUNTING: Surface

FINISH: Matte White, Aluminum, Matte Black

CONTROLS: Individual Daylight, Occupancy Sensors



### SIDE DIFFUSERS OPTIONS



Flat

Slope



# Primo Recessed

1'x4', 2'x2'

Primo features a unique concentric micro-optic that creates a subtle yet distinctive graphical appearance, suitable for important spaces both large and small. The precise, square-base-prism design delivers luminous consistency and overall visual comfort from every viewing angle. Using advanced LED engines and optics, Primo provides comfortable and efficient illumination exactly where it's needed, while integrating seamlessly into the architecture.



LUMINAIRE ID  
**PRIR** - PRIMO RECESSED

<b>SIZE:</b> 1'x4', 2'x2'
<b>OPTICS:</b> CMO(S) - Concentric Micro-Prism Optic - Square CMO(R) - Concentric Micro-Prism Optic - Round PMO - Precision Micro-Prism Optic
<b>LIGHT SOURCE:</b> Static White
<b>CRI:</b> 80+ CRI, 90+ CRI
<b>COLOR TEMPERATURE:</b> 2700K, 3000K, 3500K, 4000K, 5000K
<b>VOLTAGE:</b> 120V, 277V, UNV
<b>DRIVER:</b> 0-10V
<b>ELECTRICAL:</b> 1 circuit +EB
<b>MOUNTING:</b> T-Regular, T-Bar, Screw slot T-Bar, Drywall Kit
<b>FINISH:</b> Matte White
<b>CONTROLS:</b> Individual Daylight, Occupancy Sensors
<b>OPTIONS:</b> Flexible whip cable, Chicago Plenum

### OPTICS OPTIONS



# Primo Surface

1'x4', 2'x2'

Primo features a unique concentric micro-optic that creates a subtle yet distinctive graphical appearance, suitable for important spaces both large and small. The precise, square-base-prism design delivers luminous consistency and overall visual comfort from every viewing angle. Using advanced LED engines and optics, Primo provides comfortable and efficient illumination exactly where it's needed, while integrating seamlessly into the architecture.



LUMINAIRE ID  
**PRIS** - PRIMO SURFACE

<b>SIZE:</b> 1'x4', 2'x2'
<b>OPTICS:</b> CMO(S) - Concentric Micro-Prism Optic - Square CMO(R) - Concentric Micro-Prism Optic - Round PMO - Precision Micro-Prism Optic
<b>LIGHT SOURCE:</b> Static White
<b>CRI:</b> 80+ CRI, 90+ CRI
<b>COLOR TEMPERATURE:</b> 2700K, 3000K, 3500K, 4000K, 5000K
<b>VOLTAGE:</b> 120V, 277V, UNV
<b>DRIVER:</b> 0-10V
<b>ELECTRICAL:</b> 1 circuit +EB
<b>MOUNTING:</b> Surface Mount Kit
<b>FINISH:</b> Matte White
<b>CONTROLS:</b> Individual Daylight, Occupancy Sensors

### OPTICS OPTIONS





# Vega Recessed

1'x4', 2'x2', 2'x4'

Vega is an efficient architectural troffer with a distinctive luminous shielding that features a median textured optic. Using advanced engines, Vega provides highly efficient illumination and offers comprehensive ceiling, electrical, and controls options in 2x2, 1x4, and 2x4 sizes.



LUMINAIRE ID  
**VEGR** - VEGA RECESSED

SIZE: 1'x4', 2'x2', 2'x4'
CENTER OPTIC: MTO - Median Textured Optic
SIDE OPTIC: HLO - High Efficiency Lambertian Optic
LIGHT SOURCE: Static White
CRI: 80+ CRI, 90+ CRI, 95+ CRI
COLOR TEMPERATURE: 2700K, 3000K, 3500K, 4000K, 5000K
VOLTAGE: 120V, 277V, UNV
DRIVER: 0-10V
ELECTRICAL: 1 circuit +EB
MOUNTING: T-Regular, T-Bar, Screw slot T-Bar
FINISH: Matte White, Aluminum, Matte Black
CONTROLS: Individual Daylight, Occupancy Sensors
OPTIONS: Flexible whip cable, Chicago Plenum

**SIZES**



# Vega Surface

1'x4', 2'x2', 2'x4'

Vega is an efficient architectural troffer with a distinctive luminous shielding that features a median textured optic. Using advanced engines, Vega provides highly efficient illumination and offers comprehensive ceiling, electrical, and controls options in 2x2, 1x4, and 2x4 sizes.



LUMINAIRE ID  
**VEGS** - VEGA SURFACE

SIZE: 1'x4', 2'x2', 2'x4'
CENTER OPTIC: MTO - Median Textured Optic
SIDE OPTIC: HLO - High Efficiency Lambertian Optic
LIGHT SOURCE: Static White
CRI: 80+ CRI, 90+ CRI, 95+ CRI
COLOR TEMPERATURE: 2700K, 3000K, 3500K, 4000K, 5000K
VOLTAGE: 120V, 277V, UNV
DRIVER: 0-10V
ELECTRICAL: 1 circuit +EB
MOUNTING: Surface mount
FINISH: Matte White, Aluminum, Matte Black
CONTROLS: Individual Daylight, Occupancy Sensors

**SIZES**





LUMENXPRESS  
BROCHURE



LUMENXPRESS  
ONLINE



ALWAYS LIGHT  
RIGHT

Email us  
[lumenxpress@lumenwerx.com](mailto:lumenxpress@lumenwerx.com)

Call us  
514-225-4304

[lumenwerx.com](http://lumenwerx.com)  
R.05.2026