

Lumenwerx 



Via Lux

PRECISION. COMFORT. BEAUTY.

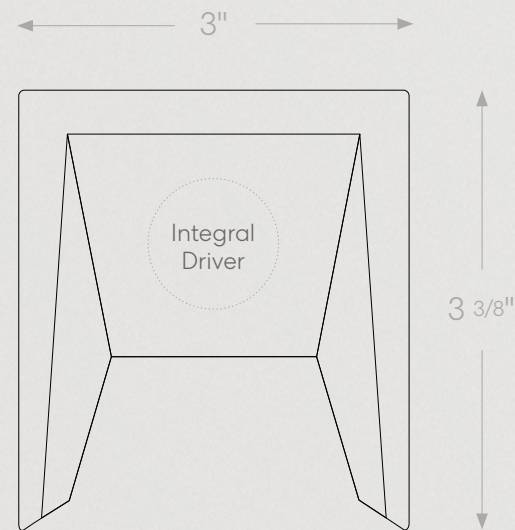




Via Lux

ARCHITECTURAL AESTHETICS MEET VISUAL COMFORT.

Via Lux combines refined aesthetics with engineering ingenuity, delivering premium linear lighting with high performance and low-glare comfort. At just 3" wide, Via Lux's compact form with integral driver simplifies installation across pendant, surface, wall, and recessed applications. Offered in direct or direct/indirect distributions with open or closed end cap designs, Via Lux is endlessly adaptable.



Low Glare
UGR<17

DISTRIBUTIONS

Direct
Direct/Indirect

MOUNTINGS

Pendant, Surface,
Recessed and Wall


Integral Driver

CONFIGURATIONS

Standalone
Continuous Runs




Declare



Pendant



Recessed



Surface




Wall




Designed for Visual Comfort

Via Lux brings low-glare illumination to modern workspaces, learning environments, and beyond.

END CAP STYLES



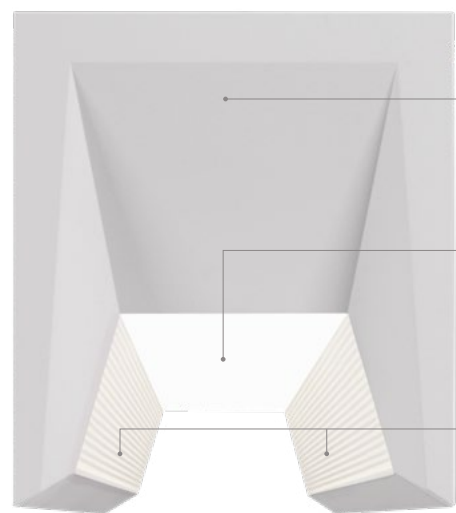
Open



Closed



Precision Optics. Architectural Details.



UNIFORM, EVEN LIGHT

Via Lux features an advanced optical design with a clean, open architecture.

CONTINUOUS LINE OF LIGHT

Uninterrupted line of light, no visible break.

NANOLUX™ OPTICAL TECHNOLOGY

Precision-etched nanostructures blend light for perfect uniformity and low glare.

Luxury architectural detailing defines Via Lux—from its refined fixture design to its sophisticated mounting solutions, optical flexibility and transition details.

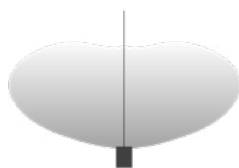
Via Lux features an even, uniform, low-glare direct optic using our Nanolux technology in combination with our powerful Via optical systems.

DIRECT OPTIC




HLO
High-Efficiency
Lambertian Optic

INDIRECT OPTICS



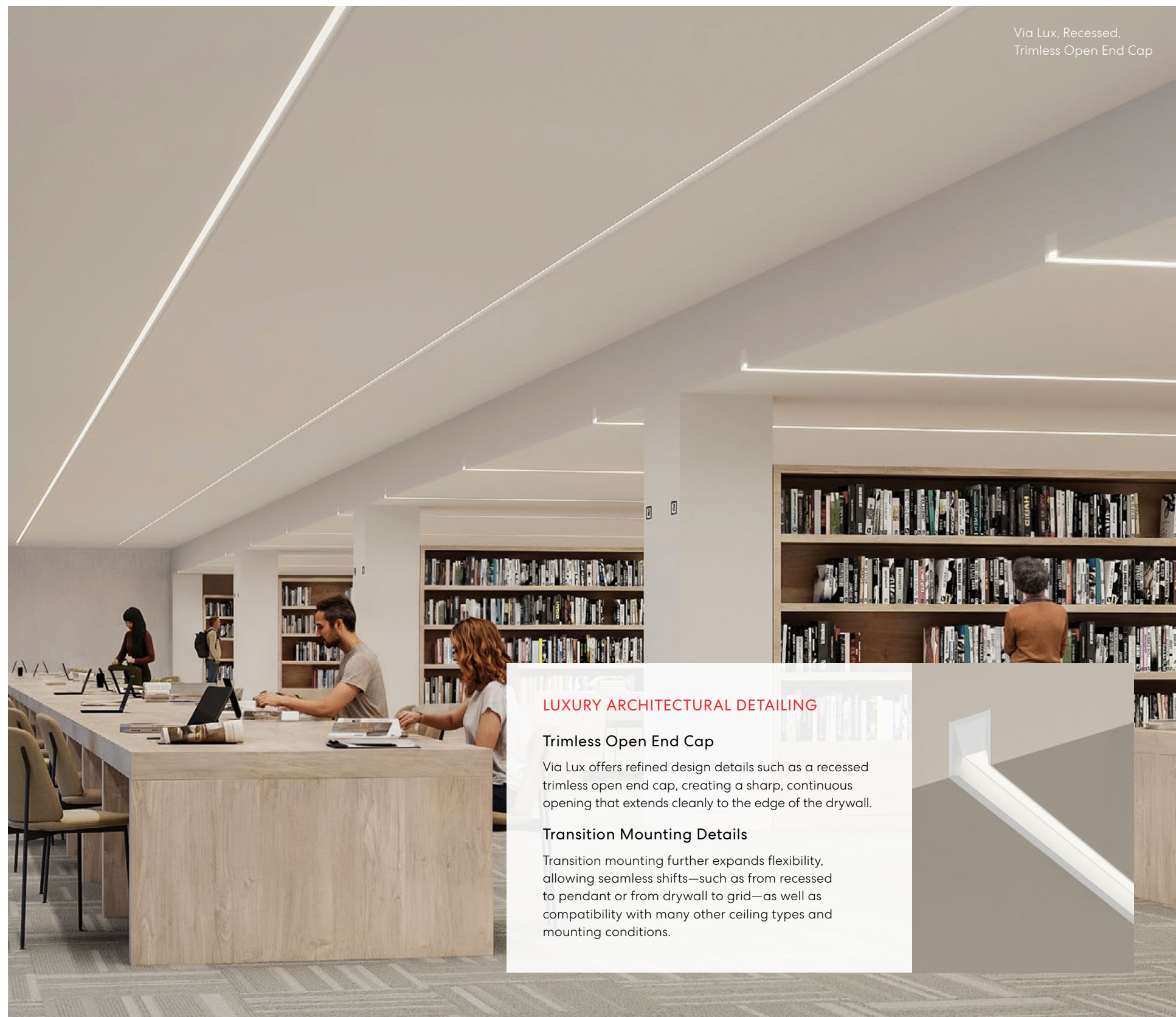
WIO2
Widespread
Indirect Optic



TIO
Translucent
Indirect Optic



WAI2
Widespread Asymmetric
Indirect Optic



Via Lux, Recessed,
Trimless Open End Cap

LUXURY ARCHITECTURAL DETAILING

Trimless Open End Cap

Via Lux offers refined design details such as a recessed trimless open end cap, creating a sharp, continuous opening that extends cleanly to the edge of the drywall.

Transition Mounting Details

Transition mounting further expands flexibility, allowing seamless shifts—such as from recessed to pendant or from drywall to grid—as well as compatibility with many other ceiling types and mounting conditions.





VIA LUX
BROCHURE



VIA LUX
ONLINE

 **Lumenwerx**

ALWAYS LIGHT
RIGHT

lumenwerx.com
R.09.2025