

Lumenwerx 




Via Slim

MINIMAL BY DESIGN



2 3/8" Height



Pattern



3"
WIDTH



2"
WIDTH

Pendant



Wall Mount

Via Slim

VIA SLIM REDEFINES MINIMAL AS ONE OF THE ABSOLUTE SLIMMEST LINEAR FIXTURES IN ITS CLASS.

Measuring just 2 3/8" tall and available in 2" and 3" widths, Via Slim pairs ultra-slim form with full-scale performance. Equipped with integral drivers and offered as pendant or wall-mounted fixtures, in direct-only or direct/indirect distribution, Via Slim's versatility allows for expanded design possibilities with standalone installations, continuous runs, or patterned configurations.

LUMINAIRE WIDTHS

2", 3"

Integral
Driver

DISTRIBUTIONS

Direct
Direct/Indirect

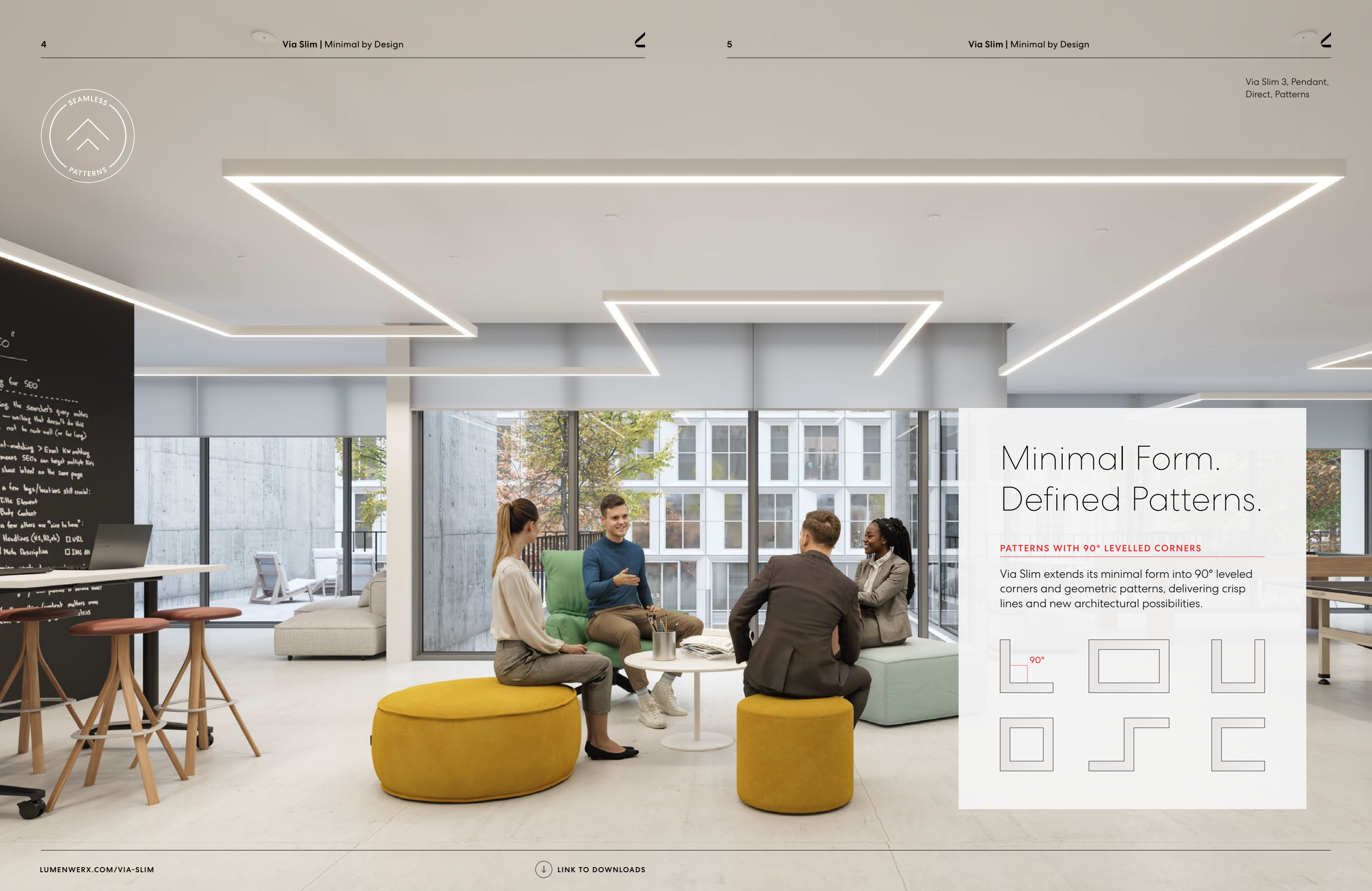
MOUNTINGS

Pendant
Wall

CONFIGURATIONS

Pattern
Standalone
Continuous Runs

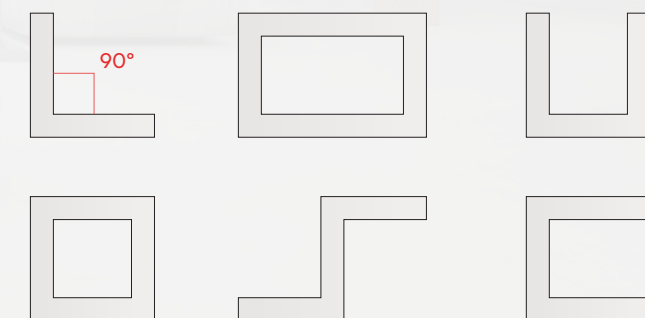
Two End Cap
Options



Minimal Form. Defined Patterns.

PATTERNS WITH 90° LEVELLED CORNERS

Via Slim extends its minimal form into 90° leveled corners and geometric patterns, delivering crisp lines and new architectural possibilities.






Versatile Precision Optics

Precise, low-glare, and powerful, Via Slim optics are designed to meet a wide range of architectural needs while ensuring exceptional visual comfort. Together, they transform the product line into a seamless, versatile system delivering the right distributions for corridors, workspaces, feature walls, and more.

DIRECT OPTICS


SLO - SMOOTH UNIFORM ILLUMINATION

The Shallow Lambertian Optic™ (SLO) delivers flawless, uniform illumination. The lens ensures maximum light output and energy efficiency.




SMPO - LOW-GLARE SOLUTION

The Shallow Micro-Prismatic Optic™ (SMPO) is meticulously crafted to eliminate glare while maximizing illumination, providing impressive visual comfort.



SDBO - DIRECT BATWING

The Shallow Direct Batwing Optic™ (SDBO) delivers broad, uniform illumination with smooth beam edges and high efficiency. It combines powerful coverage with low-glare comfort.



HEX - PERFORMANCE GLARE REDUCTION

The Hex Louver combines performance glare control with a bold architectural texture. Available in White or Black.



BHX- Black



WHX - White



FLAT END CAP



ROUNDED END CAP

Direct
Direct/Indirect

UP TO
1000 lm/ft

Impressive
Visual Comfort

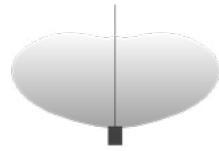
UP TO
95 CRI



INDIRECT OPTICS

WIO2 - WIDESPREAD INDIRECT OPTIC

The Widespread Indirect Optic (WIO2) is a horizontal LED array with a widespread indirect micro prismatic optic that offers an impressive 160° spread. WIO2 creates an even illumination for smooth brightness on the ceiling that can achieve uniformity ratios of up to 2:1.



WAI2 - WIDESPREAD ASYMMETRIC INDIRECT OPTIC

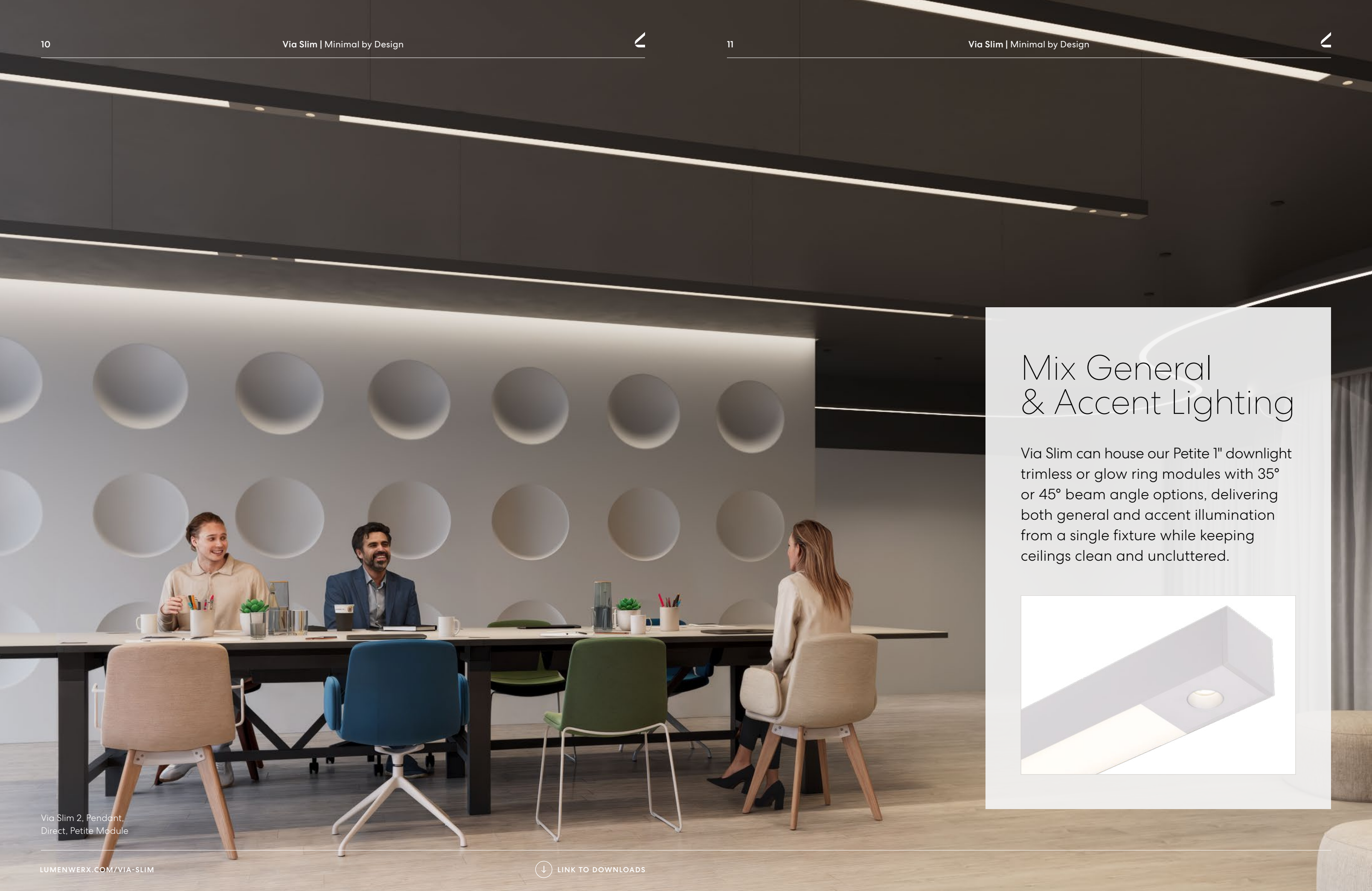
Offers an upward grazing effect with a 45° forward throw. It softly highlights a wall in the up-light while distributing the required illumination of the rest of an interior space. For avoiding glare and enjoying visual comfort, WAI2 is an ideal solution.



TIO - TRANSLUCENT INDIRECT OPTIC

Translucent Indirect Optic is composed of a horizontal LED array that has a translucent lens to mask pixilation from the diodes. TIO has a 100° spread in the indirect that is ideal when a pendant is hanging farther away from the ceiling.





Mix General & Accent Lighting

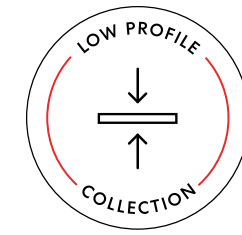
Via Slim can house our Petite 1" downlight trimless or glow ring modules with 35° or 45° beam angle options, delivering both general and accent illumination from a single fixture while keeping ceilings clean and uncluttered.



Via Slim 2, Pendant, Direct, Petite Module



Shalo Ultra 3, Surface, Patterns, Wood Slat
Shalo Ultra 1.5, Surface, Drywall



Low Profile Solutions


Our low-profile luminaires integrate seamlessly into ceilings and walls, maintaining clean architectural lines. Compact yet powerful, they fit where larger fixtures cannot, delivering precise illumination and expanding design possibilities, even in tight spaces. The result is precise illumination that preserves architectural intent, even where space is at a premium.

VIA SLIM - COMPACT LINEARS




Pendant
Wall

SHALO ULTRA - ULTRA LOW PROFILE LINEARS



Recessed
Surface
Perimeter

CURVIA SLIM - COMPACT CURVILINEARS



Recessed
Surface
Pendant

AERA SHALO - DOWNLIGHTS



Recessed



VIA SLIM
BROCHURE



VIA SLIM
ONLINE

 **Lumenwerx**

ALWAYS LIGHT
RIGHT

lumenwerx.com
R.03.2026