

# MINEAR 1/2"

DIRECT  
RECESSED, SURFACE



From the Minear Collection of miniature, made-to-order luminaires, the 3/8" profile is the smallest in the Minear Collection, offering a clean line of light for highly detailed or space-limited applications. Recessed or surface mounted, it is ideal for millwork, shelving reveals, and fine architectural details. With its minimal footprint, the fixture delivers consistent output while maintaining the collection's precise, controlled illumination.

**SENSORS**  
For latest information on sensors, click [here](#).

Minear Brochure



**IC RATED**



# MINEAR 1/2"



DIRECT  
RECESSED, SURFACE

Project: \_\_\_\_\_  
 \_\_\_\_\_  
 Type: \_\_\_\_\_  
 \_\_\_\_\_

## Order Guide

LUMINAIRE ID	DISTRIBUTION	OPTIC	LIGHT SOURCE	CRI
	<b>D</b>	<b>BLO</b>	<b>SW</b>	
<b>MIN05R</b> - Minear 1/2" Recessed <b>MIN05S</b> - Minear 1/2" Surface <b>MIN05AR</b> - Minear 1/2" Asymmetric Recessed <b>MIN05AS</b> - Minear 1/2" Asymmetric Surface	<b>D</b> - Direct	<b>BLO</b> - Balanced Lambertian Option	<b>SW</b> - Static white	<b>80CRI</b> - 80+ CRI <b>90CRI</b> - 90+ CRI

LUMEN PACKAGE	COLOR TEMPERATURE	LUMINAIRE LENGTH	VOLTAGE
<b>150LMF</b> <sup>1</sup> - Hypo output 150 lm/ft <b>200LMF</b> <sup>1</sup> - Low output 200 lm/ft <b>350LMF</b> - Medium output 350 lm/ft <sup>1</sup> Minimum fixture length is 3'.	<b>27K</b> - 2700K <b>30K</b> - 3000K <b>35K</b> - 3500K <b>40K</b> - 4000K <b>50K</b> - 5000K	<b>#FT#IN</b> <sup>2</sup> - Specify nominal length (#) in 1' and/or 4" increments  <b>Standard nominal lengths:</b> Single units: 1' to 8' Continuous runs: lengths over 8'  <sup>2</sup> A joiner bridge is visible every 8'.	<b>120V</b> - 120V <b>277V</b> - 277V <b>UNV</b> - 120V-277V <b>347V</b> <sup>3</sup> - 347V  <sup>3</sup> Available with RD1 driver only.

DRIVER <sup>4</sup>	ELECTRICAL	MOUNTING <sup>8</sup>	FEED LOCATION <sup>10</sup>	WIRE HARNESS LENGTH <sup>12</sup>	FINISH <sup>13</sup>	
	<b>1C</b>					
<b>REMOTE</b>  <b>RD1</b> - 1% 0-10V <b>RELV</b> <sup>5</sup> - ELV 120V <b>RTRI</b> <sup>5</sup> - TRIAC 120V <b>RDA</b> <sup>6,7</sup> - DALI <b>RLDE1</b> <sup>6,7</sup> - Lutron Hi-lume 1% Eco <b>RELD1</b> <sup>7</sup> - eldoLED 1% ECOdrive 0-10V <b>RELD0</b> <sup>7</sup> - eldoLED 0.1% SOLOdrive 0-10V  <sup>4</sup> Remote driver box is provided. <sup>5</sup> Available with 120V only. <sup>6</sup> Minimum fixture length is 3'. Consult factory for details. <sup>7</sup> On-site commissioning is required.	<b>1C</b> - 1 circuit	<b>RECESSED</b>  <b>DMF</b> <sup>9</sup> - Drywall mud flange  <sup>8</sup> The mounting option selected must reflect the luminaire ID. <sup>9</sup> Fixture is installed with surface clips.	<b>SURFACE</b>  <b>UCC</b> - Universal ceiling clip	<b>MIN05R &amp; MIN05S</b> <b>TF</b> - Top feed  <b>MIN05AR &amp; MIN05AS</b> <sup>11</sup> <b>TFL</b> - Top feed left <b>TFR</b> - Top feed right  <sup>10</sup> 6" quick connector feed. <sup>11</sup> See page 3 for details.	<b>10FT</b> - 10' <b>20FT</b> - 20' <b>30FT</b> - 30' <b>50FT</b> - 50' <b>70FT</b> - 70' <b>90FT</b> - 90'  <sup>12</sup> Low-voltage, plenum-rated wire harness for remote driver.	<b>FTMW</b> - Matte white <b>FTMBB</b> - Matte black <b>AL</b> - Aluminum <b>CF#</b> - Custom finish, specify RAL#  <sup>13</sup> See page 5 for more finish options.



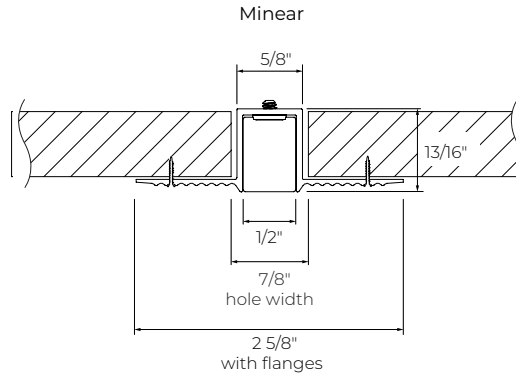
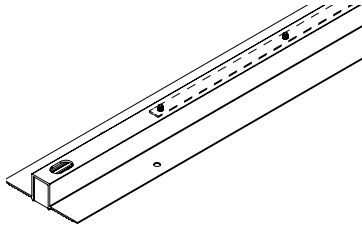
# MINEAR 1/2"



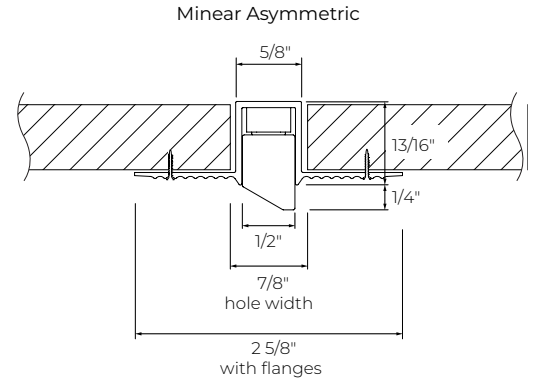
DIRECT  
RECESSED, SURFACE

## Dimensions

Recessed

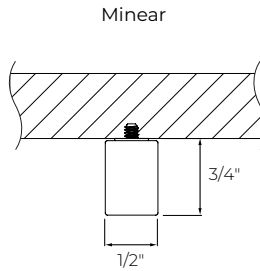
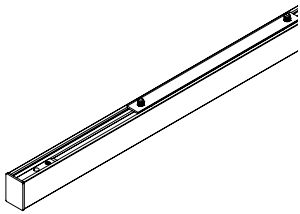


DMF - Drywall mud flange

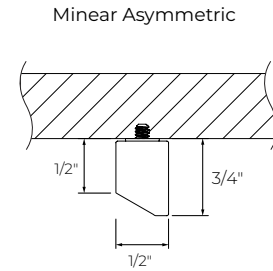


DMF - Drywall mud flange

Surface



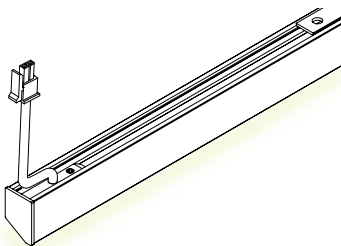
UCC - Universal ceiling clip



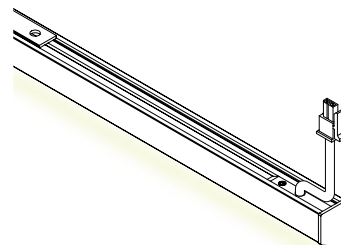
UCC - Universal ceiling clip

## Feed Options

Top Feed Right



Top Feed Left



# MINEAR 1/2"

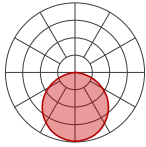
DIRECT  
RECESSED, SURFACE



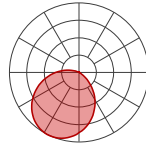
## Photometrics

Values calculated based on a 4' fixture at 3500K.

Minear



Minear Asymmetric



LM/FT	W/FT	LM/W
150	1.8	82
200	2.4	83
350	4.1	85

## MULTIPLIER TABLE

Use this table to get results for different color temperatures.

CCT	WATTS		LPW
	80+ CRI / 90+ CRI	80+ CRI / 90+ CRI	
2700K	1.05	0.95	
3000K	1.02	0.98	
3500K	1.00	1.00	
4000K	1.00	1.00	
5000K	0.96	1.04	


# MINEAR 1/2"

DIRECT  
RECESSED, SURFACE



## Fixture Finishes

### Standard




**FTMW** - Matte White



**FTMB** - Matte Black

### Custom

#### Neutrals



**CRM** - Cream



**GRY** - Gray



**STG** - Steel Gray




**SAG** - Sage Gray




**BLB** - Black Blue

#### Designer



**ALM** - Almond



**RST** - Rust Fine  
Texture



**GRB** - Green Beige



**YLW** - Yellow



**SLM** - Salmon Pink



**VIO** - Pastel Violet



**RED** - Red



**PRR** - Purple Red



**SMB** - Storm Blue



**DPB** - Deep Blue



**OCB** - Ocean Blue



**BLG** - Blue Green



**GNS** - Green Smoke



**MNG** - Mint Green

#### Metallics



**CHP** - Champagne



**DBZ** - Dark Bronze



**CNY** - Canyon


### Premium Custom

#### Neutrals



**MOG** - Moss Gray

#### Designer



**QRZ** - Quartzite  
Texture



**LMG** - Lime Green

#### Metallics



**GLD** - Gold



**IRN** - Iron Ore



**SBP** - Sandblast  
Copper



**SWD** - Sandalwood

# MINEAR 1/2"

DIRECT  
RECESSED, SURFACE



## Technical Specifications

### OPTIC

#### Balanced Lambertian Optic (BLO)

The Balanced Lambertian Optic (BLO), made from high-quality satin-diffuse acrylic, uses a micro-textured surface to produce soft, uniform distribution with a glare-controlled falloff and a wide 110° beam, ensuring consistent illumination and visual comfort.

### LIGHT SOURCE

Custom array of mid-flux LEDs are cartridge-mounted with quick-connect wiring to facilitate service and thermal management. Available in 2700K, 3000K, 3500K, 4000K, and 5000K with a minimum 80+ CRI and an option for 90+ CRI with elevated R9 value. Color consistency maintained to within 3 SDCM. All LEDs have been tested in accordance with IESNA LM-80-08 and the results have shown L80 lumen maintenance greater than 60,000 hours. Absolute product photometry is measured and presented in accordance with IESNA LM-79, unless otherwise indicated.

### LUMINAIRE LENGTH

Minear is available in standard lengths of 1' to 8'. Continuous runs are available for run lengths over 8', with a joiner bridge visible every 8'. Exact run length must be noted in the product code. The minimum length is 1', and can be ordered in 1' and/or 4" increments.

### ELECTRICAL

Factory-set, adjustable output current LED driver with universal (120-277 VAC) input. Dimmable from 100% to 1% with 0-10V dimming control. Rated life (90% survivorship) of 50,000 hours at 50°C max. ambient (and 70°C max. case) temperature. At maximum driver load: Efficiency > 84%, PF > 0.9, THD < 20%. Other specifiable options include Lutron Hi-Lume 1% Eco, eldoLED 1% ECOdrive 0-10V, eldoLED 0.1% SOLOdrive 0-10V, ELV, TRIAC, and DALI protocol drivers. All of our standard 0-10V drivers are NEMA 410 compliant. ELV and TRIAC dimming performance (including minimum dimming percentage) subject to dimmer selection.

### PoE

Depending on the PoE manufacturer selected, Lumenwerx will install the node in factory as either integral to the luminaire or as a remote module. These must be addressed and evaluated on a case-by-case basis.

### MOUNTING

**Recessed:** Recessed fixtures can be mounted in drywall ceilings with a mud flange option. The fixture is secured with a clip.

**Surface:** Surface fixtures can be mounted directly to drywall and hard surface ceilings with a clip. Long runs require a minimum distance of 2" from the vertical wall.

### FINISH

Matte white, matte black or aluminum powder coating. Custom finishes are also available.

### CONSTRUCTION

**Housing:** Extruded aluminum

**Lens:** Acrylic

**Mounting clip:** Polycarbonate

**End caps:** Aluminum

### WEIGHT

**Recessed:** 0.28 lb/ft - 125 g/ft

**Surface:** 0.18 lb/ft - 80 g/ft for

### CERTIFICATION

**ETL:** Rated for indoor dry/damp locations. Conforms to UL Standard 1598 and certified to CAN/CSA Standard C22.2 No. 250.0.

**IC rated:** Suitable for direct contact with insulation. For Recessed mounting only.

### WARRANTY

Lumenwerx provides a five-year limited warranty on electrical and mechanical performance of the luminaires, including the LED boards, drivers, and auxiliary electronics. Lumenwerx will repair or replace defective luminaires or components at our discretion, provided they have been installed and operated in accordance with our specifications. Other limitations apply, please refer to the full warranty on our website.