

POP CORE ROUND 24 LED

PENDANT DIRECT



Shown with 3.5" optic



Shown with 5" optic

PROJECT: _____

TYPE: _____

NOTES: _____



DESCRIPTION

POP Core features a simple, uniformly luminous diffuser and delivers up to 110 LPW. The diffuser and light engine form a fully enclosed unit with no exposed hardware.

ORDER GUIDE

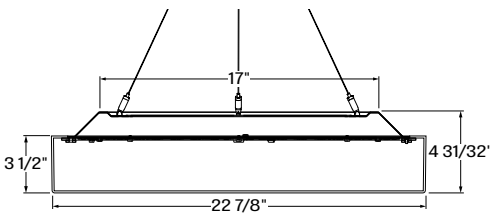
up to 110 lm/W performance

POROPD	24IN	ULO		SW		
LUMINAIRE ID	SIZE	OPTIC	HEIGHT	LIGHT SOURCE	CRI	LUMEN PACKAGE
POROPD - Pop Round Pendant Direct	24IN - Ø 24"	ULO - Uniform Lambertian Optic	3H - 3.5" optic 5H - 5" optic	SW - Static white	80 - 80CRI 90 - 90CRI	2500 - Min. low output 2500lm 3500 - Medium output 3500lm 4500 - Max. high output 4500lm #### - Other required lm

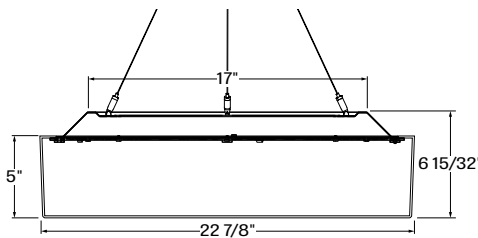
COLOR TEMP.	VOLTAGE	DRIVER	ELECTRICAL	MOUNTING	FINISH	OPTIONS
27 - 2700K 30 - 3000K 35 - 3500K 40 - 4000K	120 - 120V 277 - 277V UNV - 120V-277V 347 - 347V	D1 - 1% 0-10V DA - DALI LDE1 - Lutron Hi-lume 1% Eco	1 - 1 circuit +GTD - Generator transfer device	5WAC36 5WAC36 - Power 5" white canopy (36" aircraft cable) For all other options refer to our Pendant Mounting Guide	W - Matte white CF# - Custom finish specify RAL#	FU120 - Fuse 120V FU277 - Fuse 277V

See page 3 for ordering code detailed information

CROSS SECTION



POROPD + 3H - Pop Round Pendant with 3.5" optic

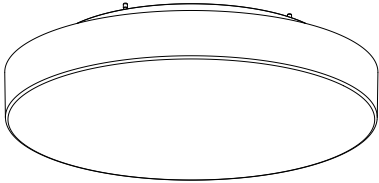


POROPD + 5H - Pop Round Pendant with 5" optic

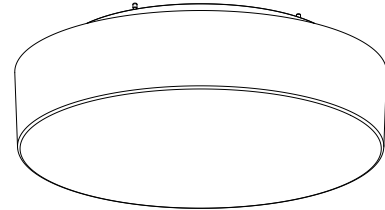
POP CORE ROUND 24 LED

PENDANT DIRECT

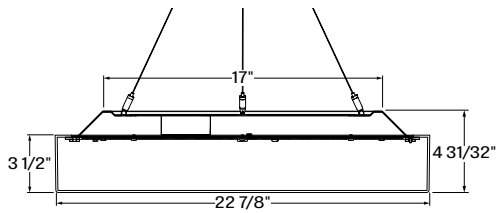
POP ROUND 3H - 3.5" OPTIC



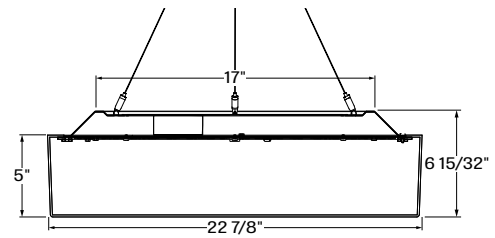
POP ROUND 5H - 5" OPTIC



POROPD + 3H - Pop Round Pendant with 3.5" optic



POROPD + 5H - Pop Round Pendant with 5" optic



POP CORE ROUND 24 LED

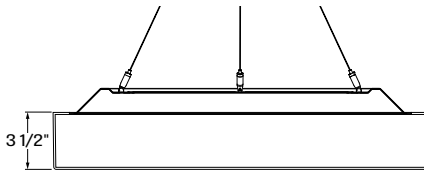
PENDANT DIRECT

OPTIC

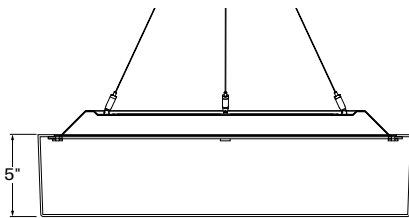
Uniform Efficiency Lambertian Optic (ULO) - Made of formed impact modified white PMMA, the optic provides an even light distribution with up to 88% transmission. Its unique enclosed shell design protects LEDs against Electrostatic Discharge and dust while its back surface project a soft glow on the mounting surface.

OPTICS HEIGHT

Pop Round Pendant 24 is available with both 3.5" and 5" diffuser.



POROPD + 3H - Pop Round Pendant with 3.5" optic



POROPD + 5H - Pop Round Pendant with 5" optic

LIGHT SOURCE

Custom array of mid-flux LEDs are mounted directly to the housing for optimal thermal performance. Available in 2700K, 3000K, 3500K and 4000K with a minimum 80 CRI and an option for 90 CRI with elevated R9 value. Color consistency maintained to within 3 SDCM. LEDs operated at reduced drive current to optimize efficacy and lumen maintenance.

All LEDs have been tested in accordance with IESNA LM-80-08 and the results have shown L80 lumen maintenance greater than 60,000 hours. Absolute product photometry is measured and presented in accordance with IESNA LM-79, unless otherwise indicated.

PERFORMANCE AT 4000K

LED output	Color Temp	Watts	Nominal Delivered Lumens	Efficacy LPW
Low output	4000K	22.5	2500	110
Medium output	4000K	32.5	3500	107
High output	4000K	43.5	4500	103

ELECTRICAL

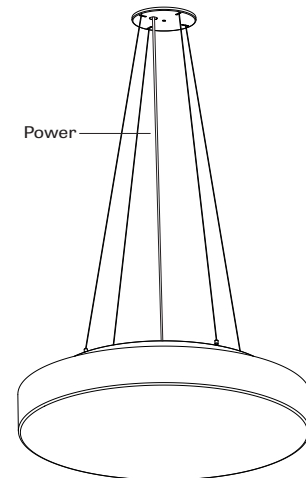
Factory-set, adjustable output current LED driver with universal (120-277VAC) input. Dimmable from 100% to 1% with 0-10V dimming control. Rated life (90% survivorship) of 50,000 hours at 50°C max. ambient (and 70°C max. case) temperature. At maximum driver load: Efficiency>84%, PF>0.9, THD<20%. Other specifiable options include Hi-Lume 1% Eco and DALI protocol drivers. All of our standard 0-10V drivers are NEMA 410 compliant.

MOUNTING OPTIONS

Fixtures are pendant-mounted, using aircraft cables. Unless otherwise specified, Lumenwerx provides the following hardware:

For cable-mounted fixtures - 5WAC36, 5" white canopy with a 36" cable.

[For all other options, see our website for a detailed Pendant Mounting Guide](#)



FINISH

Interior - 95% reflective, matte white powder coating

Exterior - Matte white powder coating.

CONSTRUCTION

Housing - 16 gauge spun aluminum, matte white powder coating

Diffuser - Uniform Lambertian Optic, thermoformed impact modified acrylic, completely enclosed

WEIGHT

RD 24 X 3.5 - 13.42lbs - 6.1kg

RD 24 X 5 - 14.32lbs - 6.51kg

POP CORE ROUND 24 LED

PENDANT DIRECT

CERTIFICATIONS

ETL - Rated for Indoor Dry/Damp locations. Conforms to UL Standard 1598 and certified to CAN/CSA Standard C22.2 No. 250.0.

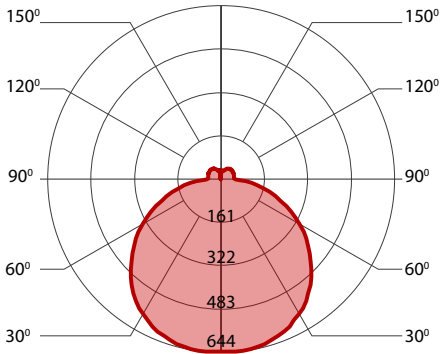
WARRANTY

Lumenwerx provides a five-year limited warranty of electrical and mechanical performance of the luminaires, including the LED boards, drivers, and auxiliary electronics. Lumenwerx will repair or replace defective luminaires or components at our discretion, provided they have been installed and operated in accordance with our specifications. Other limitations apply, please refer to the full warranty on our website.

POP CORE ROUND 24 LED

PENDANT DIRECT

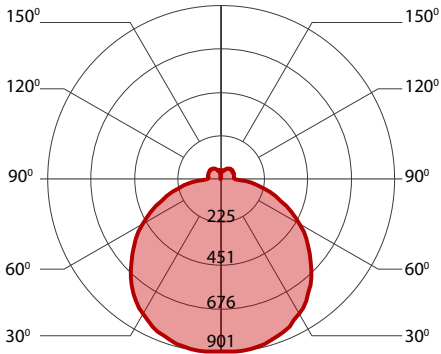
2500 LUMEN AT 80CRI - LOW OUTPUT



PERFORMANCE

LED output	Color Temp	Watts	Nominal Delivered Lumens	Efficacy LPW
Low output	2700K	25	2500	101
Low output	3000K	24.5	2500	103
Low output	3500K	23.5	2500	106
Low output	4000K	22.5	2500	110

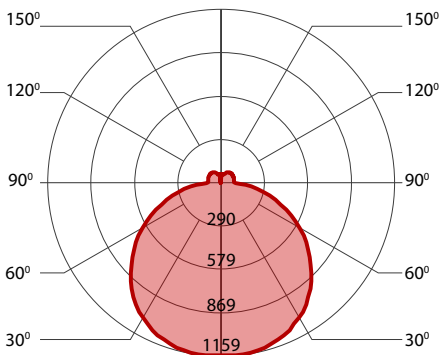
3500 LUMEN AT 80CRI - MEDIUM OUTPUT



PERFORMANCE

LED output	Color Temp	Watts	Nominal Delivered Lumens	Efficacy LPW
Medium output	2700K	35.5	3500	98
Medium output	3000K	35	3500	100
Medium output	3500K	33.5	3500	104
Medium output	4000K	32.5	3500	107

4500 LUMEN AT 80CRI - HIGH OUTPUT



PERFORMANCE

LED output	Color Temp	Watts	Nominal Delivered Lumens	Efficacy LPW
High output	2700K	47.5	4500	95
High output	3000K	46.5	4500	97
High output	3500K	45	4500	100
High output	4000K	43.5	4500	103