


SHALO 3 LED


RECESSED VERTICAL



VEE AND TRAPEZOID



shown with a Vee shaped optic



shown with a Trapezoid shaped optic

PROJECT: _____

TYPE: _____

NOTES: _____

DESCRIPTION

Shalo - with a depth of 3-1/8" - provides a uniform luminous appearance without LED pixelation. Choose from Shalo V with V-shaped optic (VLO) or Shalo T with Trapezoid-shaped optic. The integrated driver micro-structure optics make Shalo practical, as well as attractive. Shalo can be installed as discrete luminaires, continuous runs of uninterrupted light, and patterns. See separate spec sheets for patterns.



IC RATED

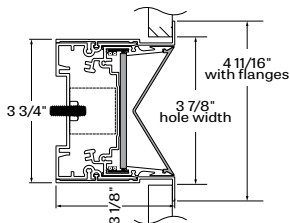
ORDER GUIDE

SHL3RV		SW				
LUMINAIRE ID	OPTICS	LIGHT SOURCE	CRI	LUMEN PACKAGES	COLOR TEMP.	LUMINAIRE LENGTH
SHL3RV - Shalo 3" recessed vertical	VLO - Vee shaped Lambertian optic TLO - Trapezoid shaped Lambertian optic	SW - Static white	80 - 80CRI 90 - 90CRI	500 - Min. low output 500 lm/ft 750 - Medium output 750 lm/ft 1000 - High output 1000 lm/ft 1200 - Max. ultra high output 1200 lm/ft #### - Other required lm/ft	27 - 2700K 30 - 3000K 35 - 3500K 40 - 4000K	Standard sections - 2', 3', 4', 5', 6', 7' & 8' For all other specify length #FT - Nominal length in feet #IN - Length in inches Continuous run - for luminaires over 8' Minimum individual section 2'

VOLTAGE	DRIVER	ELECTRICAL	MOUNTING	FINISH	OPTIONS
120 - 120V 277 - 277V UNV - 120V-277V 347 ¹ - 347V	D1 - 1% 0-10V DA ² - DALI LDE1 ² - Lutron Hi-lume 1% Eco	1 - 1 circuit +EB ³ - Emergency battery +EM - Emergency light circuit +NL - Night light circuit	DTR - Drywall trim DTL - Drywall trimless DMF - Drywall mud flange	W - Matte white CF# ⁴ - Custom finish specify RAL# ⁴ Available for DTR and DTL mounting options only.	FWC - Flexible whip cable (6' std) CP - Chicago Plenum CU - Custom
¹ Not available with Lutron.	² On-site commissioning is required.	³ Minimum 4' fixture required when specified with 0-10V dimming or DALI.			


See page 2 for ordering code detailed information

CROSS SECTION




SHL3RV-VLO - Drywall trim

OPTICS



TLO - Trapezoid Lambertian optic



VLO - Vee Lambertian optic

SHALO 3 LED

RECESSED VERTICAL



VEE AND TRAPEZOID

OPTICS

Both **Vee-shaped Lambertian Optic (VLO)** and **Trapezoid-shaped Lambertian Optic (TLO)** consists of side-mounted LED arrays, coupled to an optical-grade acrylic light guide engraved with micro-structure optics that extract light into a lambertian distribution. An upper reflector of 98% reflective, diffuse aluminum enhances system efficiency. A thin diffuser below the light guide provides additional source obscuration.

LIGHT SOURCE - LED

Available in 2700K, 3000K, 3500K and 4000K with a minimum 80 CRI and an option for 90 CRI with elevated R9 value. Color consistency maintained to within 3 SDCM. LEDs operated at reduced drive current to optimize efficacy and lumen maintenance.

All LEDs have been tested in accordance with IESNA LM-80-08 and the results have shown L80 lumen maintenance greater than 60,000 hours.

Absolute product photometry is measured and presented in accordance with IESNA LM-79, unless otherwise indicated.

PERFORMANCE PER 4' AT 4000K

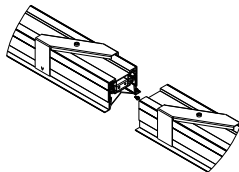
LED output	Color Temp	Watts	Nominal Delivered Lumens	Efficacy LPW
low output	4000K	18.5	2000	107
medium output	4000K	29.5	3000	102
high output	4000K	39	4000	102
ultra high output	4000K	47.5	4800	101

LUMINAIRE LENGTH

Shalo is made up of standard 2, 3, 4, 5, 6, 7 and 8 foot sections that may be joined together to create longer continuous run lengths. Exact run length must be noted in the product code. The minimum individual section available is 2 feet.

All individual sections are joined together onsite using the joiner kits provided. Lumenwerx offers joiner kits that are extremely simple to work with in the field and result in a fixture that appears virtually seamless with no light leak at any connection.

Joining system



Trim

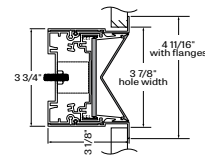
ELECTRICAL

Factory-set, adjustable output current LED driver with universal (120-277VAC) input. Dimmable from 100% to 1% with 0-10V dimming control. Rated life (90% survivorship) of 50,000 hours at 50°C max. ambient (and 70°C max. case) temperature. At maximum driver load: Efficiency>84%, PF>0.9, THD<20%. Other specifiable options include Lutron Hi-Lume 1% Eco and DALI protocol drivers. All of our standard 0-10V drivers are NEMA 410 compliant.

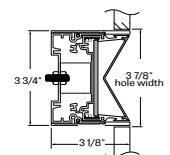
EMERGENCY

Factory installed long life high temperature recyclable Li-Ion battery pack with test switch and charge indicator, minimum of 90 minutes operation, up to 1000 lumens per 4ft (25°C) emergency lighting output. Recharge time of 24 hours.

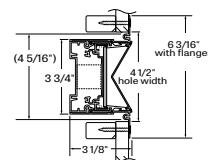
MOUNTING OPTIONS (SHOWN WITH A VLO)



DTR - Drywall trim



DTL - Drywall trimless



DMF - Drywall mud flange

FINISH

Interior - 95% reflective matte powder coated white paint

Exterior - Matte white.

Custom finishes are also available. (DTR and DTL only)

VEE AND TRAPEZOID

CONSTRUCTION

Housing - Aluminum extrusion 0.060" thickness

Cartridge - Extruded aluminum (0.060" nominal) up to 90% recycled content (painted 95% reflective matte powder coated white paint)

Interior brackets - Die-formed cold rolled sheet steel 18 gauge thick

Joining system - Die-formed cold rolled sheet steel 16 gauge thick

Reflectors - Cold rolled steel 0.024" thick precisely die formed, 97% reflective matte white painted

Slip-through bracket - Die-formed galvanized sheet 18 gauge

End plate - Die-formed cold rolled sheet steel 18 gauge thick

WEIGHT

Shalo 3 4ft - 15lbs. (6.8Kg)

Shalo 3 8ft - 27lbs. (12.3Kg)

CERTIFICATIONS

ETL - Rated for indoor dry/damp locations. Conforms to ANSI/UL Std. 1598 and certified to CAN/CSA Std. C22.2 No. 250.0

Chicago plenum - City of Chicago approved (CCEA)

IC rated - Suitable for direct contact with insulation.

WARRANTY

Lumenwerx provides a five-year limited warranty on electrical and mechanical performance of the luminaires, including the LED boards, drivers, and auxiliary electronics. LumenWerx will repair or replace defective luminaires or components at our discretion, provided they have been installed and operated in accordance with our specifications. Other limitations apply, please refer to the full warranty on our website.

SHALO 3 LED

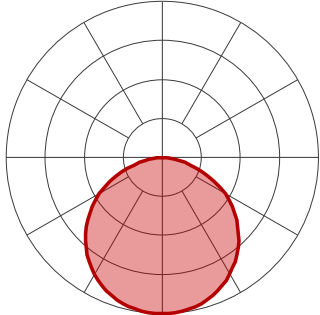
RECESSED VERTICAL



VEE AND TRAPEZOID

SHALO 3 VEE

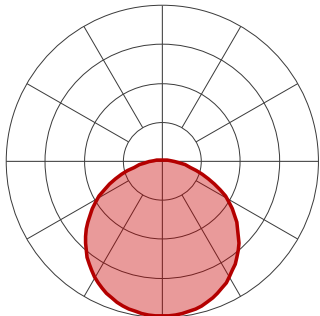
500 LUMEN AT 80CRI - LOW OUTPUT



PERFORMANCE PER 4'

LED output	Color Temp	Watts	Nominal Delivered Lumens	Efficacy LPW
low output	3000K	19.5	2000	102
low output	3500K	19.5	2000	103
low output	4000K	18.5	2000	107

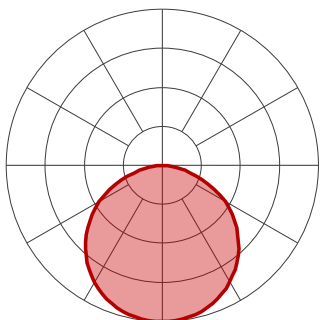
750 LUMEN AT 80CRI - MEDIUM OUTPUT



PERFORMANCE PER 4'

LED output	Color Temp	Watts	Nominal Delivered Lumens	Efficacy LPW
medium output	3000K	30	3000	100
medium output	3500K	29.5	3000	101
medium output	4000K	29.5	3000	102

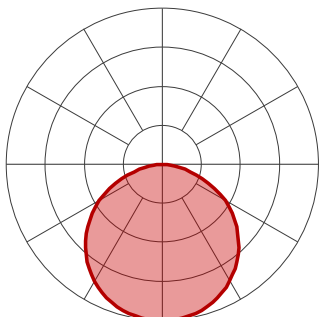
1000 LUMEN AT 80CRI - HIGH OUTPUT



PERFORMANCE PER 4'

LED output	Color Temp	Watts	Nominal Delivered Lumens	Efficacy LPW
high output	3000K	41	4000	97
high output	3500K	40.5	4000	99
high output	4000K	39	4000	102

1200 LUMEN AT 80CRI - ULTRA HIGH OUTPUT



PERFORMANCE PER 4'

LED output	Color Temp	Watts	Nominal Delivered Lumens	Efficacy LPW
ultra high output	3000K	50	4800	96
ultra high output	3500K	49.5	4800	97
ultra high output	4000K	47.5	4800	101

SHALO 3 LED

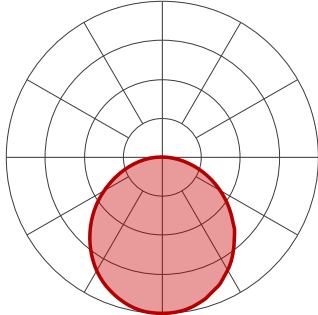
RECESSED VERTICAL



VEE AND TRAPEZOID

SHALO 3 TRAPEZOID

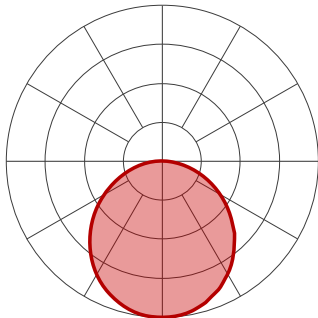
500 LUMEN AT 80CRI - LOW OUTPUT



PERFORMANCE PER 4'

LED output	Color Temp	Watts	Nominal Delivered Lumens	Efficacy LPW
low output	3000K	19.5	2000	102
low output	3500K	19.5	2000	103
low output	4000K	18.5	2000	107

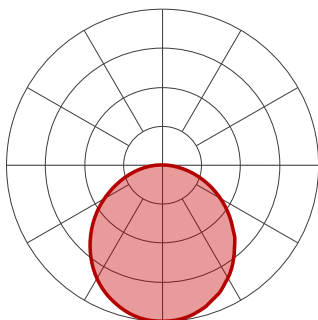
750 LUMEN AT 80CRI - MEDIUM OUTPUT



PERFORMANCE PER 4'

LED output	Color Temp	Watts	Nominal Delivered Lumens	Efficacy LPW
medium output	3000K	30	3000	100
medium output	3500K	29.5	3000	101
medium output	4000K	29.5	3000	102

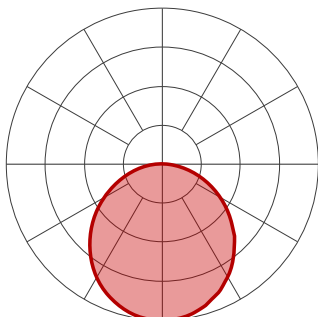
1000 LUMEN AT 80CRI - HIGH OUTPUT



PERFORMANCE PER 4'

LED output	Color Temp	Watts	Nominal Delivered Lumens	Efficacy LPW
high output	3000K	41	4000	97
high output	3500K	40.5	4000	99
high output	4000K	39	4000	102

1200 LUMEN AT 80CRI - ULTRA HIGH OUTPUT



PERFORMANCE PER 4'

LED output	Color Temp	Watts	Nominal Delivered Lumens	Efficacy LPW
ultra high output	3000K	50	4800	96
ultra high output	3500K	49.5	4800	97
ultra high output	4000K	47.5	4800	101