

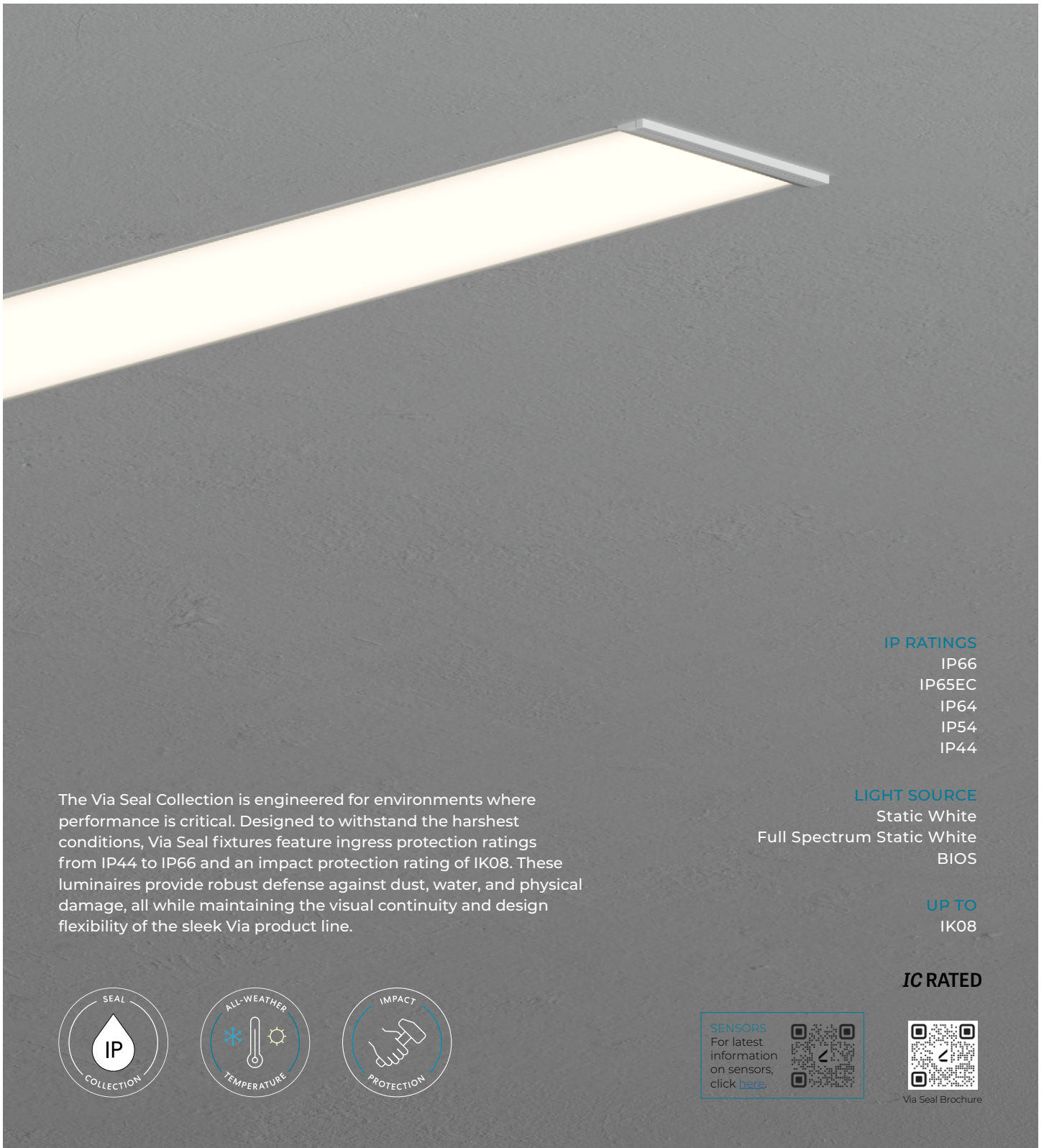
VIA 3 SEAL

RECESSED

STATIC WHITE, FULL SPECTRUM, BIOS

SEALWERX SERIES

 Lumenwerx



The Via Seal Collection is engineered for environments where performance is critical. Designed to withstand the harshest conditions, Via Seal fixtures feature ingress protection ratings from IP44 to IP66 and an impact protection rating of IK08. These luminaires provide robust defense against dust, water, and physical damage, all while maintaining the visual continuity and design flexibility of the sleek Via product line.

IP RATINGS

- IP66
- IP65EC
- IP64
- IP54
- IP44


LIGHT SOURCE

- Static White
- Full Spectrum Static White
- BIOS

UP TO

IK08

IC RATED



SENSORS
For latest information on sensors, click [here](#).



Via Seal Brochure

VIA 3 SEAL

RECESSED

STATIC WHITE, FULL SPECTRUM, BIOS



Project: _____

Type: _____

SEALWERX SERIES

Order Guide

LUMINAIRE ID	DISTRIBUTION	ENVIRONMENT ¹	OPTIC	LIGHT SOURCE ³
V3SEALR	D			
V3SEALR - Via 3" Seal Recessed	D - Direct	IP66 - IP66-Rated IP65EC - IP65-Rated Electrical Components IP64 - IP64-Rated IP54 ² - IP54-Rated IP44 ² - IP44-Rated ¹ See page 4 for more information on the features and installation details for each environment option. ² Fixture must be installed with direct lens facing down.	EPDO - Environmentally Protected Direct Optic ASDO - Asymmetric Soft Direct Optic	SW - Static white FS - Full spectrum static white BIOSST ⁴ - BIOS Biological Static BIOSDY ⁴ - BIOS Biological Dynamic BIOSTU ⁴ - BIOS Biological Tunable ³ Chromawerx SOLA and DUO also available. Consult factory for RGBW. ⁴ See page 6 for details.

CRI	LUMEN PACKAGE	COLOR TEMP.	LUMINAIRE LENGTH	VOLTAGE	DRIVER ¹³
80CRI ⁵ - 80+ CRI 90CRI ^{5,6} - 90+ CRI 95CRI ⁷ - 95+ CRI ⁵ Not available with full spectrum. ⁶ Not available with BIOS. ⁷ Only available with full spectrum.	500LMF - Low output 500 lm/ft 750LMF ⁸ - Medium output 750 lm/ft 1000LMF ^{8,9} - High output 1000 lm/ft ⁸ Not available with BIOS. ⁹ Not available with full spectrum.	27K ¹⁰ - 2700K 30K - 3000K 35K - 3500K 40K - 4000K 50K ¹⁰ - 5000K ¹⁰ Not available with BIOS.	#FT#IN ¹¹ - Specify nominal length (#) in 1' and/or 1" increments Standard nominal lengths: Single units: 2' to 12' Continuous runs: lengths over 12' ¹¹ Minimum 2'.	120V - 120V 277V - 277V UNV - 120V-277V 347V ¹² - 347V ¹² Available with D1 driver only.	D1 - 1% 0-10V ELV ¹⁴ - ELV 120V TRI ¹⁴ - TRIAC 120V DA ¹⁵ - DALI LDE1 ¹⁵ - Lutron Hi-lume 1% Eco ELD1 - eldoLED 1% ECOdrive 0-10V ELD0 - eldoLED 0.1% SOLOdrive 0-10V RLTD10 ¹⁶ - Low-temperature 10% 0-10V ¹³ See page 4 for driver temperature ranges. ¹⁴ Available with 120V only. ¹⁵ On-site commissioning is required. ¹⁶ Driver is remote. A remote driver box is provided.

ELECTRICAL	ELECTRICAL SECTIONS (optional) ^{21, 22}	POWER FEED	MOUNTING	FINISH
1C - 1 circuit #MC ¹⁷ - Multi circuit EC - Emergency-powered fixture NL - Night light fixture DL - Daylight fixture GTD ^{18, 19, 20} - Generator transfer device fixture ¹⁷ Specify total number of circuits (#), including any circuits required for electrical section options. Provide drawing or layout specifications. Minimum 4' section per circuit. ¹⁸ Minimum 4' fixture. ¹⁹ Not available with 347V. ²⁰ Not available for environments where the ambient temperature falls below 0°C (32°F).	#EC## ²³ - Emergency-powered section #NL## ²³ - Night light section #DL## ²³ - Daylight section #GTD## ^{23, 24, 25, 26} - Generator transfer device section #EMB ^{25, 26, 27, 28} - Emergency battery NA - None ²¹ Specify with multi circuit (#MC) electrical option only. ²² Provide drawing or layout specifications. Consult factory for other configurations. Default section length is 4'. ²³ Specify quantity (#), and section length in inches (##). ²⁴ Minimum 4' section. ²⁵ Not available with 347V. ²⁶ Not available for environments where the ambient temperature falls below 0°C (32°F). ²⁷ Specify quantity (#). All batteries will be on the same circuit. Each battery powers a 4' section. ²⁸ Only available with IP64, IP54 and IP44.	TF - Top feed EF - End feed	TC9 - Tegular 9/16" TG15 - Tegular 15/16" TB9 - T-bar 9/16" TB15 - T-bar 15/16" ST - Screw slot T-bar DTR - Trim DTL - Trimless DMF - Drywall mud flange	W - Matte white AL - Aluminum B - Matte black WA - White antimicrobial Silverwerx CF# - Custom finish, specify RAL#

OPTIONS ²⁹

Protective finish options ³⁰ CRF - Corrosion-resistant finish NATA - Natatorium finish MAR - Marine finish	Gasketed options GGK ³¹ - Grid gasket TRGK ³² - Trim gasket
--	--

NA - None

²⁹ If more than one option is specified, separate codes with a "+", e.g. CRF+GGK.

³⁰ Only available with IP66 and IP65EC environment option.

³¹ Only available with grid mounting options.

³² Only available with DTR mounting options.



VIA 3 SEAL

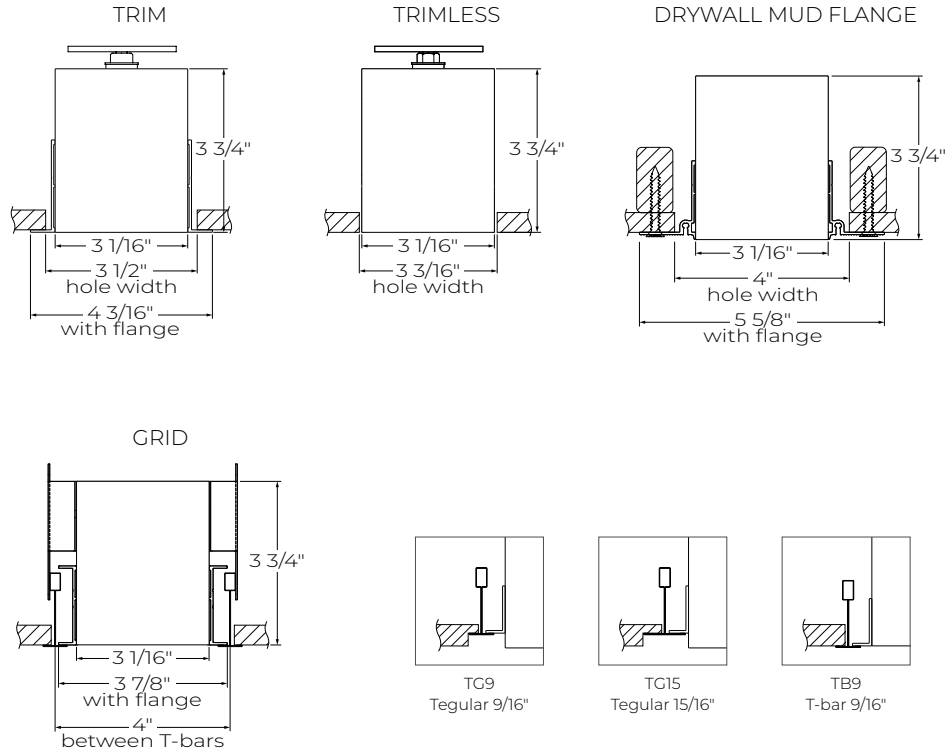
RECESSED

STATIC WHITE, FULL SPECTRUM, BIOS

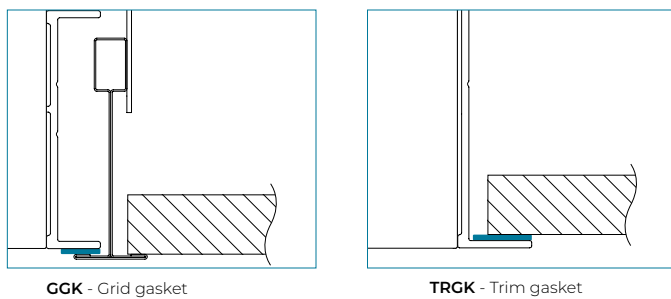
SEALWERX SERIES



Dimensions



GASKETED OPTIONS



VIA 3 SEAL

RECESSED

STATIC WHITE, FULL SPECTRUM, BIOS



SEALWERX SERIES

Environment Options

Direct				
IP66	IP65EC <small>Electrical Components</small>	IP64	IP54	IP44
Dust tight High water resistance	Dust tight Moderate water resistance	Dust tight Water splash resistance	Dust protected Water splash resistance	Particles larger than 1mm protected Water splash resistance
Directly exposed to the elements	Moderate exposure to the elements	OUTDOOR Under canopy, slightly exposed		Under canopy, not exposed
Wipe down application Healthcare application Cleanroom application	INDOOR Wipe down application Healthcare application			
<p>external end cap gasket</p>			<p>internal end cap gasket</p>	
External joiner gasket every 12'	Continuous line of light over 12'	External joiner gasket every 12'	Internal joiner gasket with soft shadow line every 12'	Continuous line of light over 12'
Driver: in a sealed enclosure Electrical connections: water and dust proof				
LED boards: conformal coated for maximum protection				
Protective finish options: Corrosion-resistant, Natatorium and Marine				

Ambient Temperature Range

based on driver selection

	LDE1	ELV / TRI	DA / ELD1 / ELD0	D1	RLTD10
Minimum temperature:	0 °C / 32 °F	-10 °C / 14 °F	-20 °C / -4 °F	-30 °C / -22 °F	-40 °C / -40 °F
Maximum temperature:	40 °C / 104 °F				



VIA 3 SEAL

RECESSED

STATIC WHITE, FULL SPECTRUM, BIOS

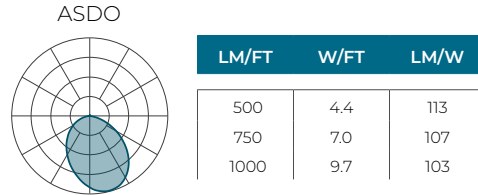
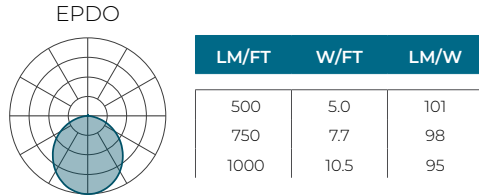


SEALWERX SERIES

Photometrics

Values calculated based on a 4' fixture at 3500K for all optics.

DIRECT



MULTIPLIERS

Use this table to get results for different color temperatures for all photometric tables.

CCT	WATTS		LPW
	80+ CRI / 90+ CRI	80+ CRI / 90+ CRI	80+ CRI / 90+ CRI
2700K	1.05		0.95
3000K	1.02		0.98
3500K	1.00		1.00
4000K	1.00		1.00
5000K	0.96		1.04

VIA 3 SEAL

RECESSED

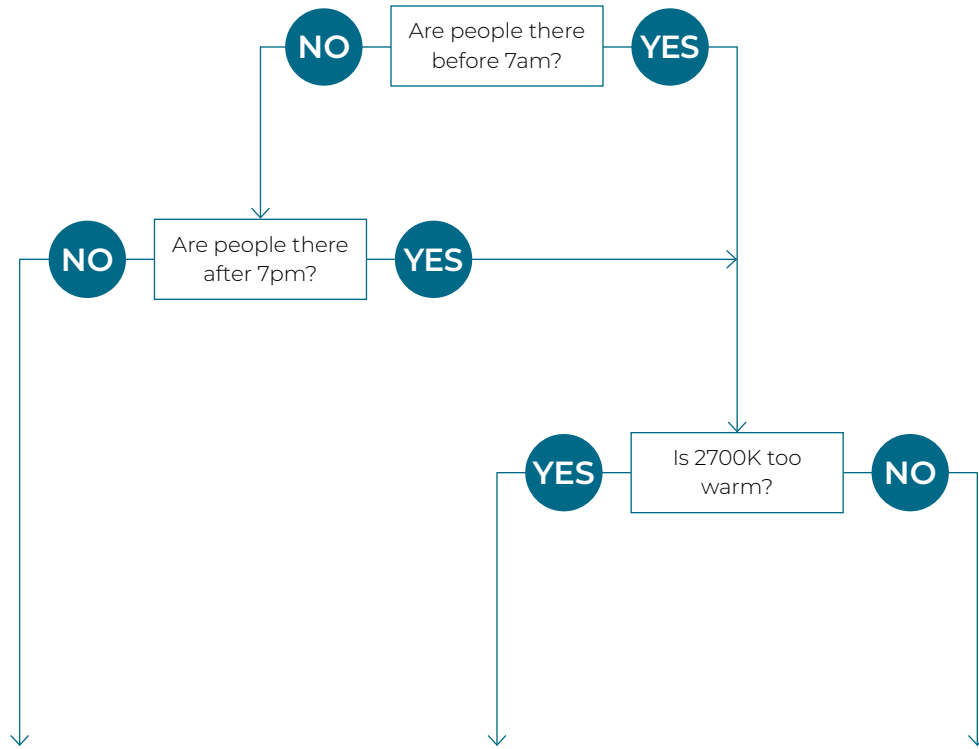
STATIC WHITE, FULL SPECTRUM, BIOS

SEALWERX SERIES



BIOS

Three BIOS Circadian LED solutions are offered – Biological Static, Biological Dynamic, and Biological Tunable. Use the decision tree below to identify when and where to use BIOS Wellness LED Lighting Solutions.



Biological Static BIOSST	Biological Dynamic BIOSDY	Biological Tunable BIOSTU
No CCT change when dimmed	500K shift when dimmed	Dims to 2700K
Daytime solution	Daytime + evening solution	Daytime + evening solution
Spaces in operation during daytime hours, between 7am and 7pm	Spaces in operation overnight, after 7pm and before 7am, and when CCT color shift in the evening is not preferred	Suitable for spaces in operation overnight, after 7pm and before 7am, and where people do not sleep (CCT color shift in the evening is preferred)
E.g. offices, medical/dental offices	E.g. hospitals	E.g. offices, shiftwork

VIA 3 SEAL

RECESSED

STATIC WHITE, FULL SPECTRUM, BIOS

SEALWERX SERIES



Technical Specifications

OPTICS

Environmentally Protected Direct Optic (EPDO)

The Environmentally Protected Direct Optic creates a seal that blocks debris and moisture, and withstands UV distortion and moderate impact. This extruded snap-in lens has a gasket to ensure proper sealing. The lens is 1/16" thick and made of frosted polycarbonate. Internally, white, side kicking reflectors guide the light through the lens. The EPDO suits moderate climate environments.

Asymmetric Soft Direct Optic (ASDO)

The Asymmetric Soft Direct Optic creates a seal that blocks debris and moisture, and withstands UV distortion and moderate impact. This extruded snap-in lens has a gasket to ensure proper sealing. The lens is 1/16" thick and made of frosted polycarbonate. Internally, white, side kicking reflectors specifically angled to guide the light through the lens to create a nice asymmetric distribution. The ASDO suits moderate climate environments.

LIGHT SOURCE

Static white

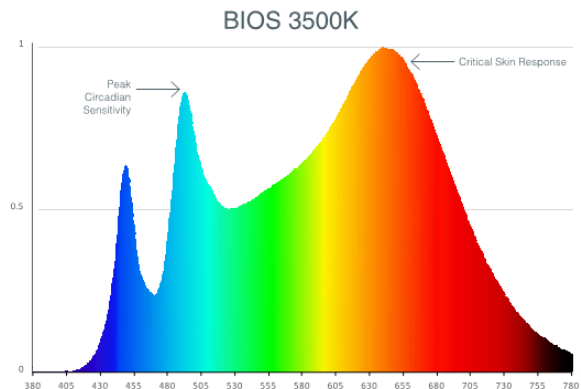
Custom linear array of mid-flux LEDs are cartridge-mounted with quick-connect wiring to facilitate service and thermal management. Available in 2700K, 3000K, 3500K, 4000K, and 5000K with a minimum 80+ CRI and an option for 90+ CRI with elevated R9 value. Color consistency maintained to within 3 SDCM. All LEDs have been tested in accordance with IESNA LM-80-08 and the results have shown L80 lumen maintenance greater than 60,000 hours. Absolute product photometry is measured and presented in accordance with IESNA LM-79, unless otherwise indicated.

Full spectrum static white

The full spectrum LED option offers improved color particularly in the cyan region that is beneficial in both healthcare and circadian lighting strategies. The cyan region in full spectrum LED is richer at the 480 nm range.

BIOS

BIOS SkyBlue™ Technology is designed to provide the specific circadian stimulus to improve overall sleep quality, recovery during the night, and overall feelings of well-being. The non-visual light signals that stimulate our circadian system have peak intensity in the "sky blue" region. As the diagram below illustrates, BIOS SkyBlue technology shifts the peak LED spectral intensity (490 nm) to align better with the peak response of circadian stimulus. Also note the enhanced deep-red (near 660 nm) spectrum.



Three BIOS solutions are offered: BIOS Biological Static (BIOSST), BIOS Biological Dynamic (BIOSDY), and BIOS Biological Tunable (BIOSTU). See page 6 for details.

WELL BUILDING STANDARD



WELL for Light: The WELL building standard focuses on light quality in several features. There are three categories that are fully attributed to the construction and features of a luminaire. In WELL V1, it's Feature 54 Circadian Lighting, Feature 55 Glare Control, and Feature 58 Color Quality. In WELL V2, it's Feature L03 Circadian Lighting, Feature L04 Glare Control, and Feature L07 Electric Light Quality.

This fixture meets Features:

- Feature 54 or L03 when BIOS LED is selected
- Feature 55 or L04 meets WELL glare category (c-d) (not applicable with 1000 lm/ft)
- Feature 58 or L07 when 90+ CRI is selected

All LED drivers used at Lumenwerx are deemed to have a low risk level of flicker, of 5% or less below 90Hz operational as defined by IEEE standard 1789-2015 LED.



WELL for Mind: This luminaire meets WELL for mind as it is a human centric luminaire offering quality light, excellent color, and smooth optics. If any of these features are incorporated in a luminaire, it can improve the ability to focus, concentrate, and persist longer on a given task. This fixture harmoniously operates in a space to assist the mind.

For more information, please contact well@lumenwerx.com

VIA 3 SEAL

RECESSED

STATIC WHITE, FULL SPECTRUM, BIOS



SEALWERX SERIES

LUMINAIRE LENGTH

Via 3 Seal is available in standard lengths of 2' to 12'. Continuous runs are available for run lengths over 12'. Exact run length must be noted in the product code. The minimum length is 2' and can be ordered in 1' and/or 1" increments. All individual sections are joined together onsite using the joiner kits provided. Lumenwerx joiner kits are extremely simple to work with in the field and result in a fixture that appears virtually seamless with no light leak at any connection.

TEMPERATURE VARIATION PROTECTION

Fixtures with the IP66-Rated, IP65-Rated Electrical Components and IP64-Rated environment options feature an integrated pressure equalization and moisture control GORE® protective vent. It allows air to flow while blocking water, dust, and contaminants. It also reduces internal condensation, supports thermal stability, and preserves the fixture's sealed performance over time.



Location may vary.

ELECTRICAL

Factory-set, adjustable output current LED driver with universal (120-277 VAC) input. Dimmable from 100% to 1% with 0-10V dimming control. Rated life (90% survivorship) of 50,000 hours at 50°C max. ambient (and 70°C max. case) temperature. At maximum driver load: Efficiency > 84%, PF > 0.9, THD < 20%. Other specifiable options include Lutron Hi-Lume 1% Ecosystem, eldoLED 1% ECOdrive 0-10V, eldoLED 0.1% SOLOdrive 0-10V, ELV, TRIAC, and DALI protocol drivers. All of our standard 0-10V drivers are NEMA 410 compliant. An optional low-temperature 10% 0-10V driver, suitable for temperatures down to -40°C/F is also available. ELV and TRIAC dimming performance (including minimum dimming percentage) subject to dimmer selection.

PoE

Depending on the PoE manufacturer selected, Lumenwerx will install the node in factory as either integral to the luminaire or as a remote module. Factory programming of the PoE node may or may not enable the following functionalities: lumen package, DUO (tunable white), QUADRO (RGBW), emergency battery backup, and sensor integration. These must be addressed and evaluated on a case-by-case basis.

ELECTRICAL SECTION OPTIONS

Electrical section options are available for fixtures specified as multi circuit (#MC). With MC, specify the total number of circuits (#), including any circuits required for optional electrical sections. A drawing is required to specify the layout. Please consult factory for custom configurations.

Electrical sections

Options include emergency-powered light (#EC##), night light (#NL##), daylight (#DL##), and generator transfer device (#GTD##) sections. Specify the quantity (#), as well as the section length in inches (##).

Example 1: A 32' Direct fixture with two 8' emergency light sections on a second circuit.

Code: 2MC-2EC96

Example 2: A 24' Direct fixture with one 4' generator transfer device section.

Code: 1MC-1GTD48

Battery

Each emergency battery (#EMB) powers a 4' section. All batteries will be on the same circuit. Specify the number of batteries (#) required.

Factory installed long life, high temperature, maintenance-free Lithium-Ion battery pack with self-test functionality, test switch and charge indicator. Minimum of 90 minutes operation, up to 1000 lumens per 4' (25°C) emergency lighting output and recharge time of 24 hours. Suited for ambient temperatures of 0°C (32°F) to 55°C (131°F).

Generator Transfer Device (GTD)

A UL924 listed shunt relay that can bypass both line voltage (120-277V) and 0-10V dimming signal. Suited for ambient temperatures of 0°C (32°F) to 60°C (140°F).

MOUNTING

Recessed fixtures can be mounted into exposed or concealed T-bar or tegular ceiling, as well as in ceilings with trim, trimless, or mud flange options.

FINISH

Interior: 95%, reflective matte powder coated white paint

Exterior: Powder-coat paint in matte white, matte black, or aluminum. Custom finishes are also available. Optional antimicrobial finish.

FINISH OPTIONS

Corrosion-resistant: General protection from moisture, humidity, cleaners, and mild chemicals

Natatorium: Protection from chlorine vapour, high humidity, and condensation

Marine: Protection from salt spray, air, and UV

VIA 3 SEAL

RECESSED

STATIC WHITE, FULL SPECTRUM, BIOS



SEALWERX SERIES

CONSTRUCTION

Housing: Extruded aluminum, up to 90% recycled content

Interior brackets: Die-formed cold rolled sheet steel

Gaskets: Closed-cell silicone foam

Reflectors: Die-formed cold rolled sheet steel, 95% reflective matte white painted

Recessed flanges: Extruded aluminum, up to 90% recycled content

Mud flange: Extruded aluminum, up to 90% recycled content

End cap: Die-cast aluminum

Mounting bracket: Aluminum bracket with stainless steel PEM studs and sealing washers

WEIGHT

4': 12.8 lbs - 5.8 kg

8': 23.6 lbs - 10.7 kg

12': 34.4 lbs - 15.6 kg

CERTIFICATIONS

ETL: IP44-Rated environment option is rated for dry/damp locations. IP66-Rated, IP65-Rated Electrical Components, IP64-Rated and IP54-Rated environment options are ETL Wet Listed. Conforms to UL Standard 1598 and certified to CAN/CSA Standard C22.2 No. 250.0. During the installation of Wet Listed fixtures, the contractor is responsible for properly sealing all mounting and electrical connection points.

IC rated: Suitable for direct contact with insulation

IK08: Impact resistance rated to IK08

WARRANTY

Lumenwerx provides a five-year limited warranty on electrical and mechanical performance of the luminaires, including the LED boards, drivers, and auxiliary electronics. Lumenwerx will repair or replace defective luminaires or components at our discretion, provided they have been installed and operated in accordance with our specifications. Other limitations apply, please refer to the full warranty on our website.